

MONTANA

#49 \$558.4 MILLION SPENT IN STATE

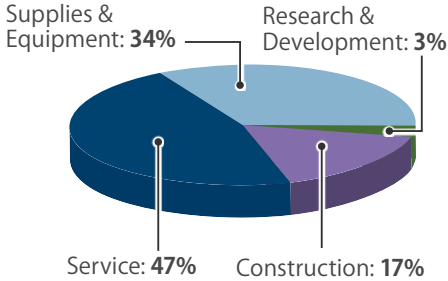
#38 1.3% OF STATE GDP

0.1% OF TOTAL U.S. DEFENSE SPENDING

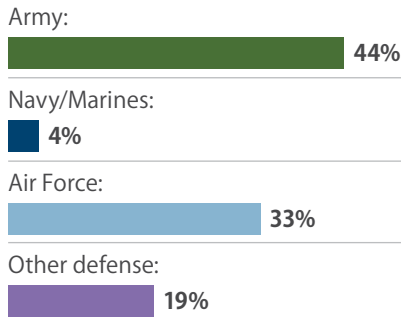
\$550 PER RESIDENT

CONTRACTS

By Type



By Service

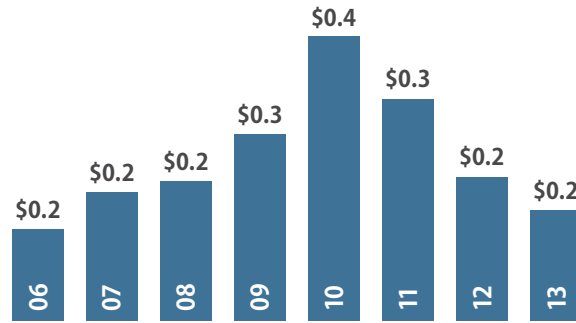


Top Contractors

(M=millions)

S&K Aerospace	\$17.2 M
Connacher Oil and Gas Limited	\$14.9 M
PRI-ER Joint Venture	\$11.8 M
ASI Constructors	\$10.2 M
S & K Global Solutions	\$10.0 M
Tech West JV II	\$7.3 M
T & L Sales	\$7.0 M
Garco Construction	\$5.7 M
James Talcott Construction	\$5.5 M
CDM Smith	\$5.4 M

Value of Contract Awards Performed (Billions)



DEFENSE PERSONNEL

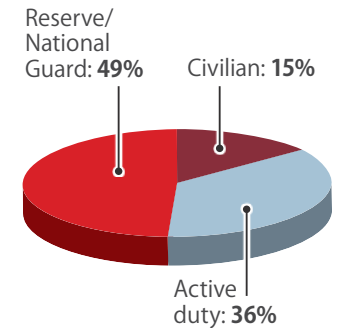
\$342.7 Million

TOTAL PAYROLL

9,781

TOTAL PERSONNEL

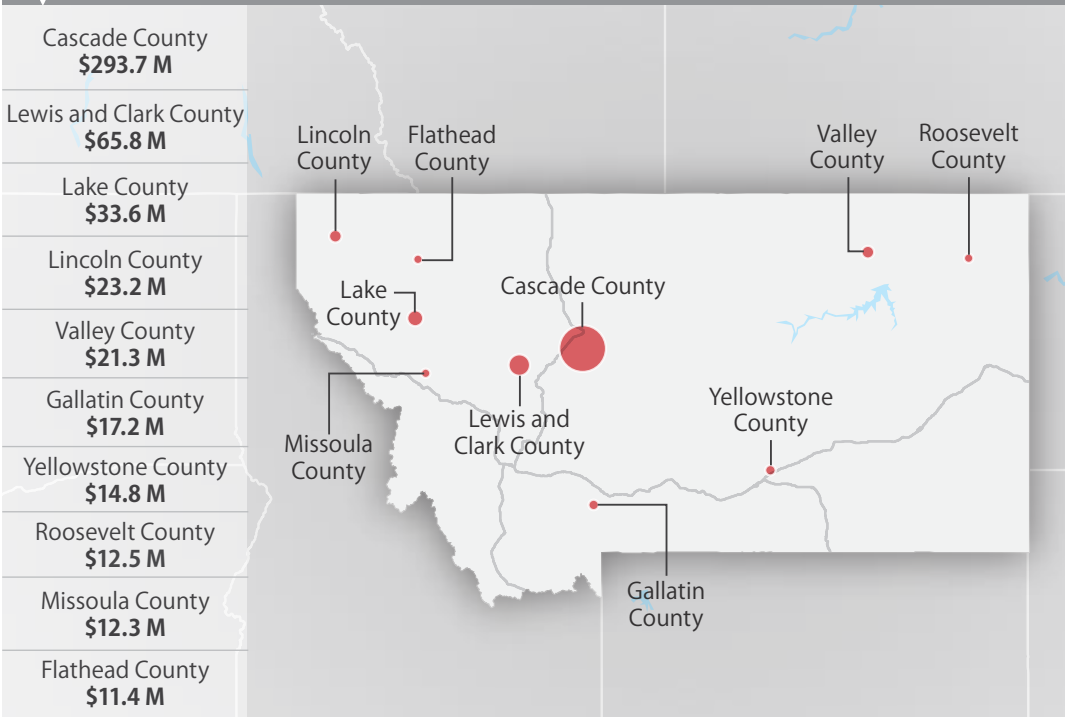
Allocation, By Type



Top Personnel Locations

Cascade County	5,053
Lewis and Clark County	1,726
Yellowstone County	720
Missoula County	474
Gallatin County	357
Flathead County	295
Deer Lodge County	142
Hill County	105
Glacier County	90
Fergus County	76

TOP MILITARY SPENDING LOCATIONS



Sources: Defense Manpower Data Center, U.S. Bureau of Economic Analysis, U.S. Census Bureau, and Chmura Economics & Analytics.