

MISSISSIPPI

#26 **\$5.7 BILLION**
SPENT IN STATE

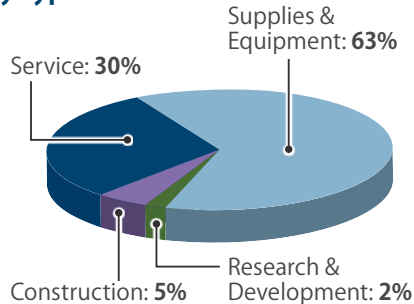
#8 **5.4% OF**
STATE GDP

1.2% OF TOTAL U.S.
DEFENSE SPENDING

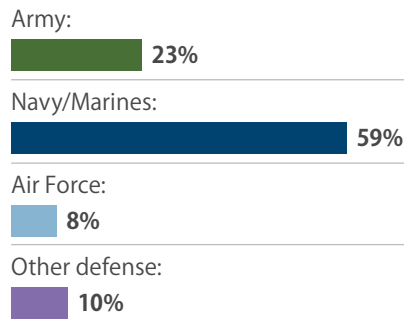
\$1,894 PER RESIDENT

CONTRACTS

By Type



By Service

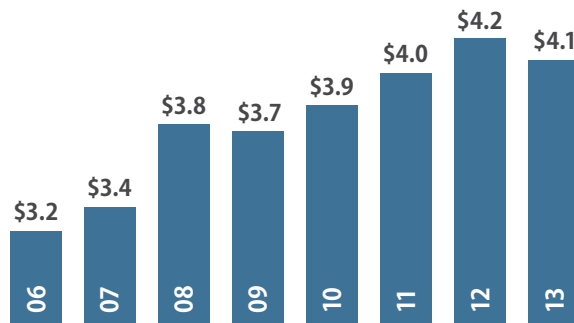


Top Contractors

(M=millions B=billions)

Huntington Ingalls	\$1.4 B
Northrop Grumman Ship Systems	\$664.0 M
L-3 Communications	\$657.4 M
Lockheed Martin	\$270.6 M
Singapore Technologies Engineering	\$126.8 M
Computer Sciences Corporation	\$32.0 M
Eaton	\$26.6 M
Cerberus Capital Management	\$26.4 M
Babcock Construction Company	\$25.0 M
Primal Innovation	\$23.8 M

Value of Contract Awards Performed (Billions)



DEFENSE PERSONNEL

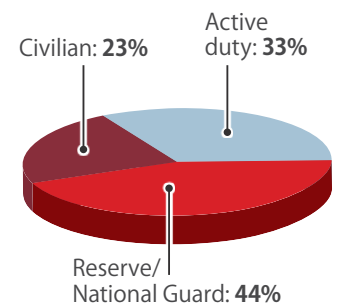
\$1.6 Billion

TOTAL PAYROLL

38,695

TOTAL PERSONNEL

Allocation, By Type

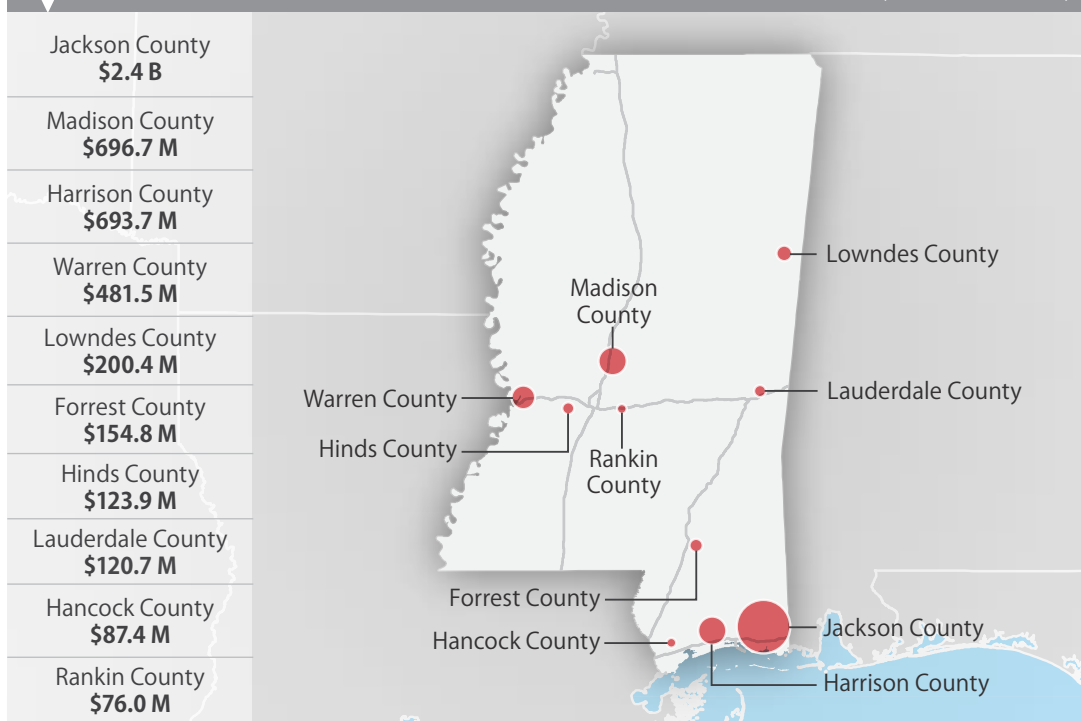


Top Personnel Locations

Harrison County	11,399
Lauderdale County	3,169
Hinds County	2,651
Jackson County	2,582
Lowndes County	1,945
Forrest County	1,846
Rankin County	1,795
Madison County	929
De Soto County	868
Warren County	687

TOP MILITARY SPENDING LOCATIONS

(M=millions B=billions)



Sources: Defense Manpower Data Center, U.S. Bureau of Economic Analysis, U.S. Census Bureau, and Chmura Economics & Analytics.