

# MISSOURI

#12 \$12.1 BILLION SPENT IN STATE

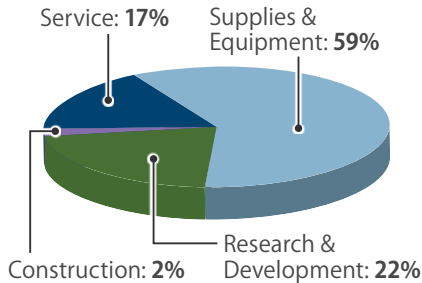
#12 4.4% OF STATE GDP

2.6% OF TOTAL U.S. DEFENSE SPENDING

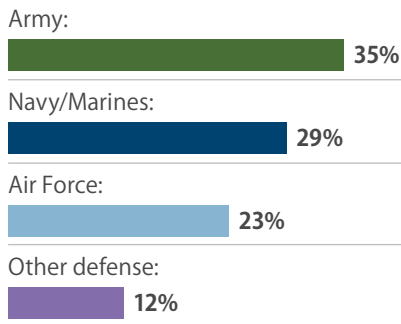
\$2,006 PER RESIDENT

## CONTRACTS

### By Type



### By Service

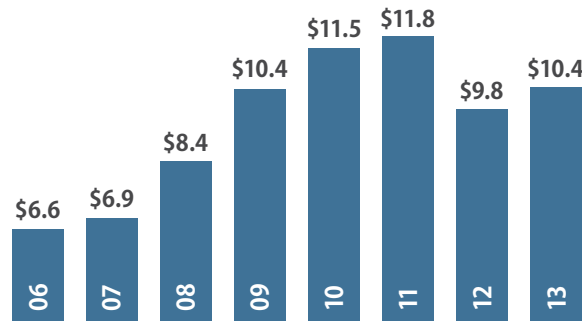


### Top Contractors

(M=millions B=billions)

Boeing	\$7.4 B
Alliant Techsystems	\$605.8 M
Express Scripts	\$499.8 M
World Wide Technology	\$204.6 M
Finmeccanica	\$197.8 M
U.S. Premium Beef	\$123.1 M
Honeywell International	\$112.7 M
EnerSys	\$84.1 M
Graybar	\$74.2 M
SAIC	\$64.1 M

### Value of Contract Awards Performed (Billions)

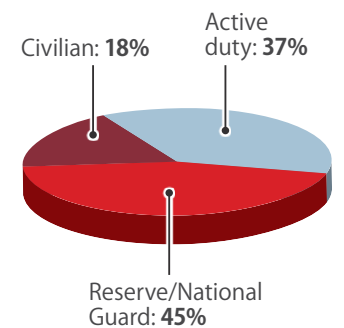


## DEFENSE PERSONNEL

\$1.7 Billion TOTAL PAYROLL

45,084 TOTAL PERSONNEL

### Allocation, By Type

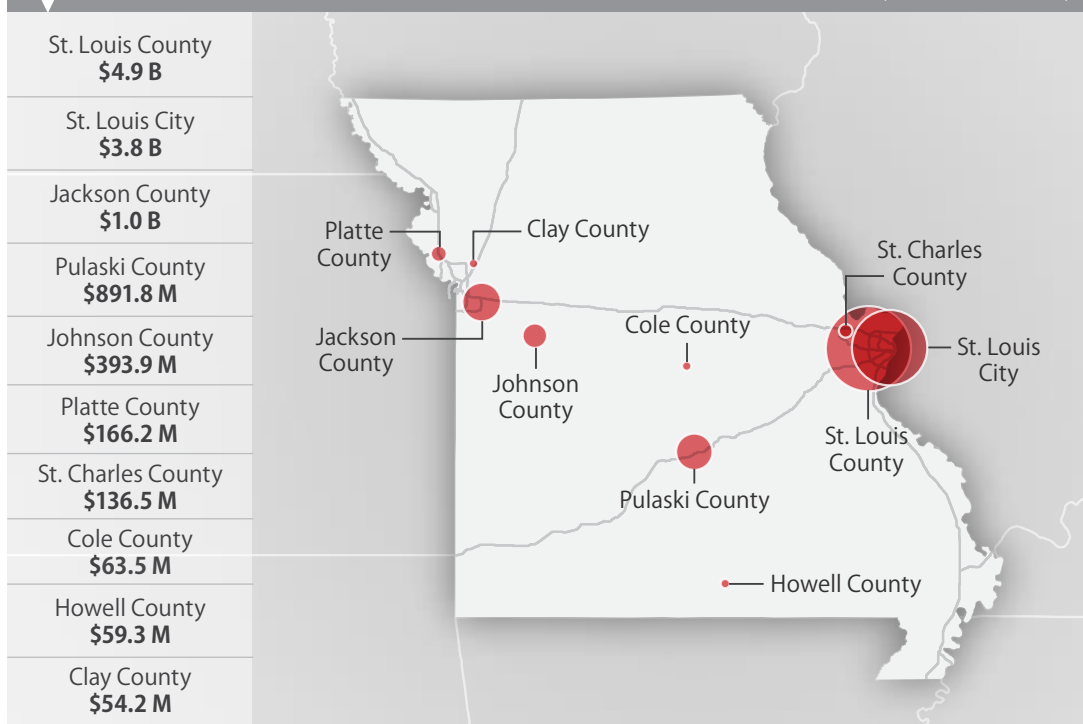


### Top Personnel Locations

Pulaski County	13,342
Johnson County	6,949
St. Louis County	4,022
Greene County	1,949
Cole County	1,716
Buchanan County	1,665
Jackson County	1,502
Phelps County	1,403
Platte County	1,229
St. Louis City	992

### TOP MILITARY SPENDING LOCATIONS

(M=millions B=billions)



Sources: Defense Manpower Data Center, U.S. Bureau of Economic Analysis, U.S. Census Bureau, and Chmura Economics & Analytics.