

MINNESOTA

#37 \$2.1 BILLION SPENT IN STATE

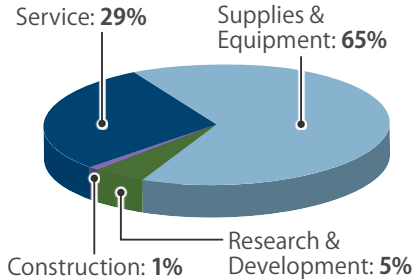
#50 0.7% OF STATE GDP

0.5% OF TOTAL U.S. DEFENSE SPENDING

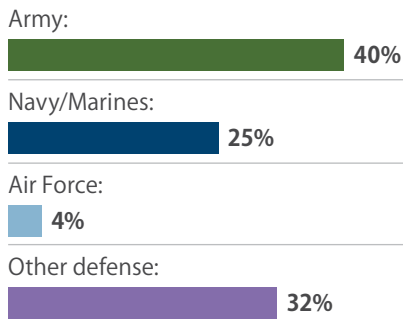
\$384 PER RESIDENT

CONTRACTS

By Type



By Service

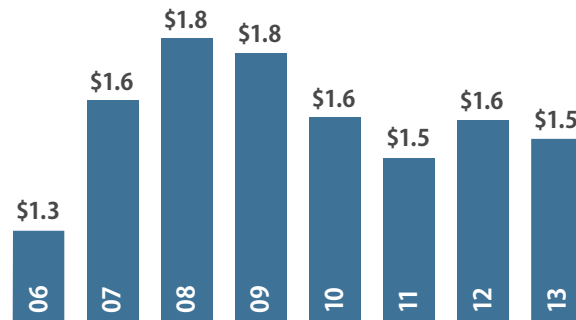


Top Contractors

(M=millions)

UnitedHealth Group	\$469.2 M
Alliant Techsystems	\$355.4 M
BAE Systems	\$291.6 M
Cummins	\$165.9 M
Lockheed Martin	\$76.9 M
General Dynamics	\$55.4 M
Honeywell International	\$25.2 M
Medtronic	\$16.8 M
Goodrich	\$12.7 M
Polaris Industries	\$9.6 M

Value of Contract Awards Performed (Billions)



DEFENSE PERSONNEL

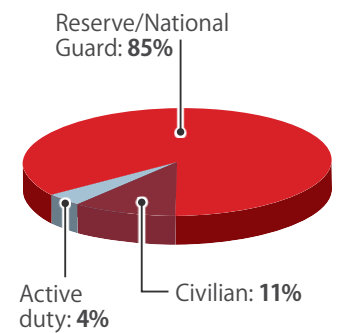
\$541.5 Million

TOTAL PAYROLL

22,266

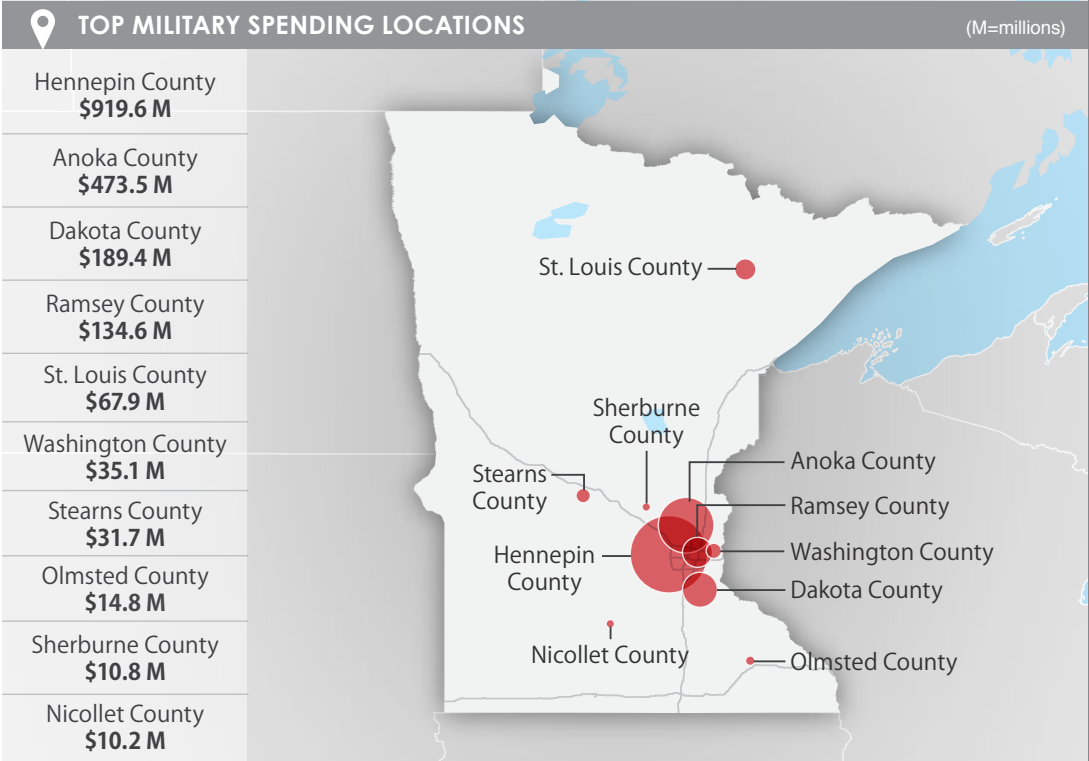
TOTAL PERSONNEL

Allocation, By Type



Top Personnel Locations

Ramsey County	4,234
Dakota County	3,911
St. Louis County	2,180
Hennepin County	1,932
Washington County	1,364
Stearns County	1,325
Anoka County	898
Morrison County	389
Kandiyohi County	377
Olmsted County	339



Sources: Defense Manpower Data Center, U.S. Bureau of Economic Analysis, U.S. Census Bureau, and Chmura Economics & Analytics.