

# MICHIGAN

#29 **\$4.2 BILLION**  
SPENT IN STATE

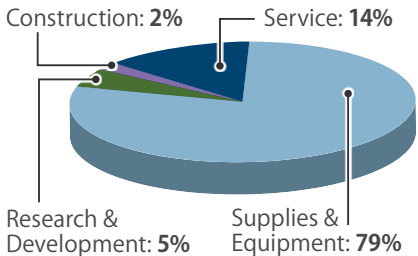
#45 **1.0% OF**  
STATE GDP

**0.9%** OF TOTAL U.S.  
DEFENSE SPENDING

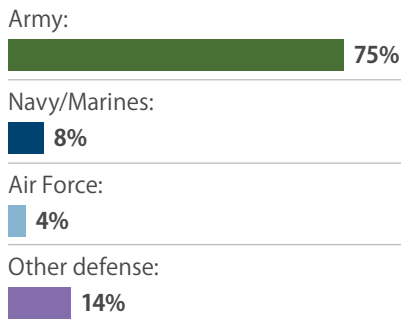
**\$428** PER RESIDENT

## CONTRACTS

### By Type



### By Service

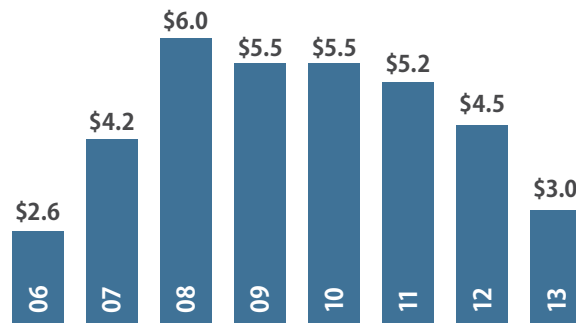


### Top Contractors

(M=millions B=billions)

General Dynamics	\$2.2 B
BAE Systems	\$275.5 M
Peckham Vocational Industries	\$68.7 M
Interpublic Group of Companies	\$63.0 M
Avon Rubber	\$59.1 M
L-3 Communications	\$50.3 M
General Electric	\$42.9 M
Global Fleet Sales	\$41.5 M
Lakeshore Engineering Services	\$40.1 M
Arotech	\$38.2 M

### Value of Contract Awards Performed (Billions)

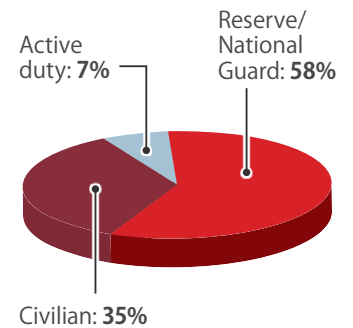


## DEFENSE PERSONNEL

**\$1.2 Billion**  
TOTAL PAYROLL

**28,135**  
TOTAL PERSONNEL

### Allocation, By Type



### Top Personnel Locations

Macomb County	6,376
Oakland County	3,417
Wayne County	1,929
Ingham County	1,873
St. Clair County	1,572
Kalamazoo County	1,437
Kent County	1,366
Calhoun County	622
Eaton County	574
Jackson County	539

## TOP MILITARY SPENDING LOCATIONS

(M=millions B=billions)



Sources: Defense Manpower Data Center, U.S. Bureau of Economic Analysis, U.S. Census Bureau, and Chmura Economics & Analytics.