

MAINE

#35 \$2.7 BILLION SPENT IN STATE

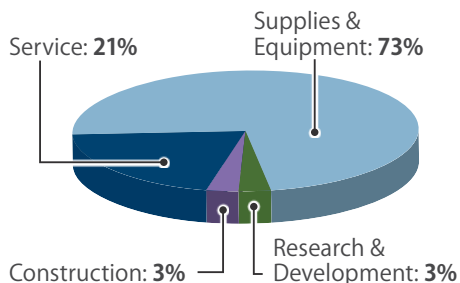
#9 5.0% OF STATE GDP

0.6% OF TOTAL U.S. DEFENSE SPENDING

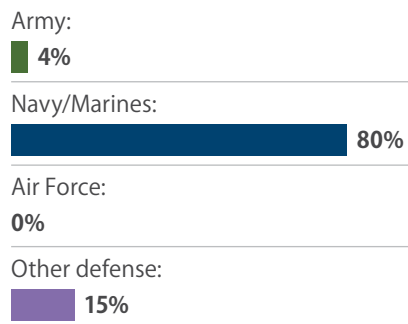
\$2,056 PER RESIDENT

CONTRACTS

By Type



By Service

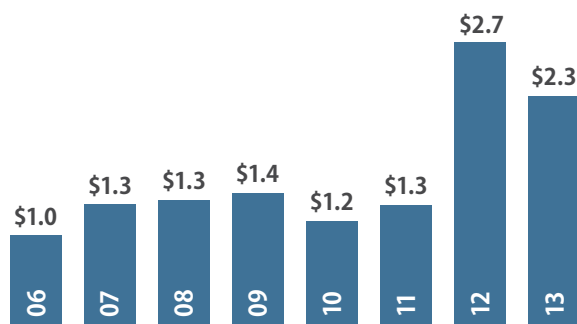


Top Contractors

(M=millions B=billions)

General Dynamics	\$1.7 B
Martin's Point Health Care	\$288.2 M
Penobscot Indian Nation Enterprises	\$29.8 M
Group Home Foundation	\$17.8 M
JCN Construction	\$12.0 M
Source for Native American Products	\$11.0 M
P & S Construction	\$9.6 M
Gilbane	\$7.5 M
Reed & Reed	\$7.0 M
Environmental Chemical Corporation	\$6.4 M

Value of Contract Awards Performed (Billions)



DEFENSE PERSONNEL

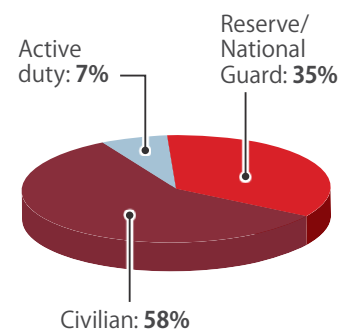
\$466.8 Million

TOTAL PAYROLL

11,699

TOTAL PERSONNEL

Allocation, By Type

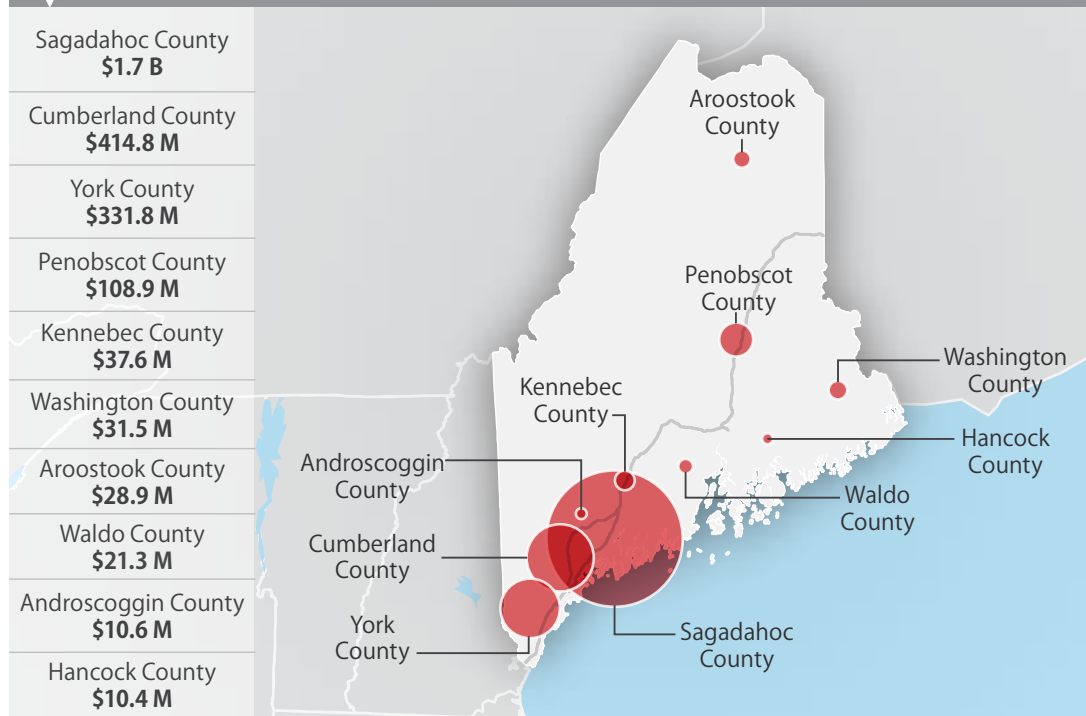


Top Personnel Locations

York County	5,469
Penobscot County	1,920
Cumberland County	999
Kennebec County	999
Aroostook County	676
Androscoggin County	319
Hancock County	206
Sagadahoc County	194
Piscataquis County	161
Lincoln County	159

TOP MILITARY SPENDING LOCATIONS

(M=millions B=billions)



Sources: Defense Manpower Data Center, U.S. Bureau of Economic Analysis, U.S. Census Bureau, and Chmura Economics & Analytics.