

MASSACHUSETTS

#11 \$12.9 BILLION SPENT IN STATE

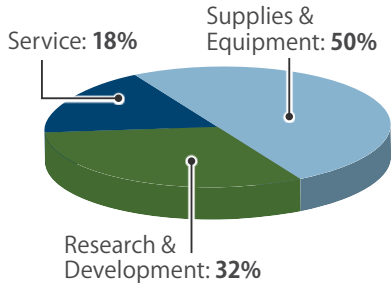
#19 2.9% OF STATE GDP

2.8% OF TOTAL U.S. DEFENSE SPENDING

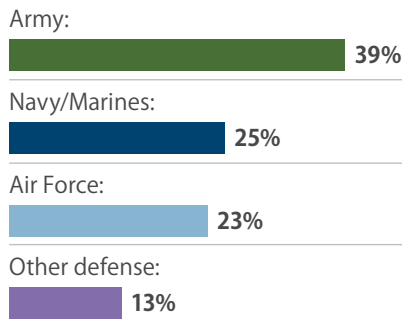
\$1,925 PER RESIDENT

CONTRACTS

By Type



By Service

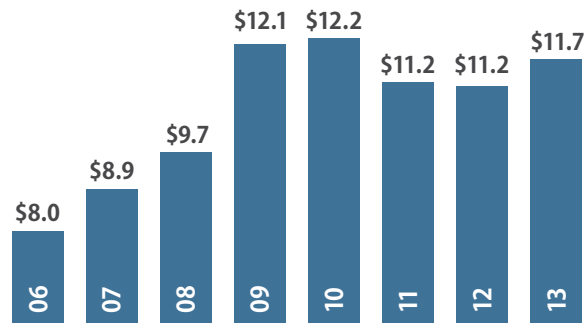


Top Contractors

(M=millions B=billions)

Raytheon	\$4.4 B
General Electric	\$1.4 B
General Dynamics	\$1.4 B
Massachusetts Institute of Technology	\$833.0 M
Draper Laboratory	\$404.4 M
MITRE	\$320.2 M
Textron	\$253.0 M
Goodrich	\$150.7 M
Brighton Marine Health Center	\$147.1 M
Jacobs Engineering Group	\$144.3 M

Value of Contract Awards Performed (Billions)

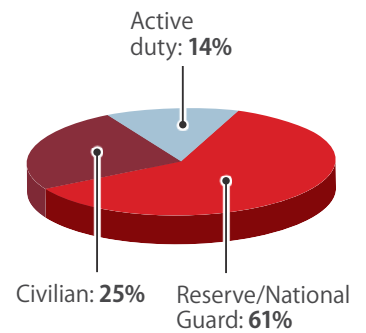


DEFENSE PERSONNEL

\$1.1 Billion TOTAL PAYROLL

26,701 TOTAL PERSONNEL

Allocation, By Type

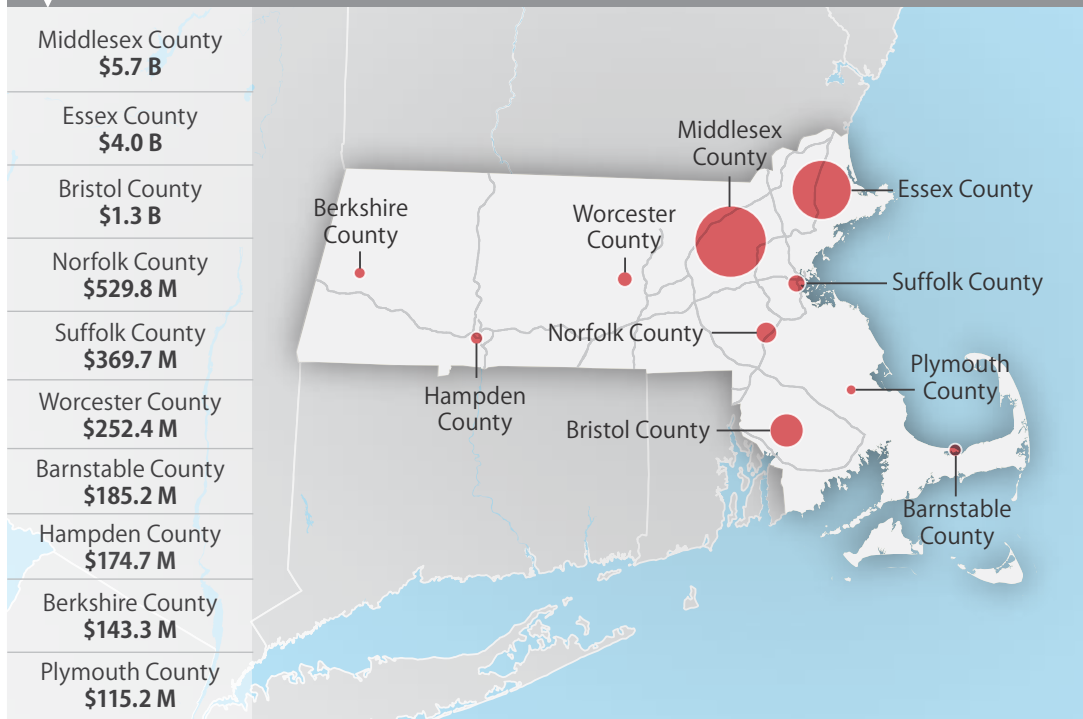


Top Personnel Locations

Middlesex County	8,029
Hampden County	4,456
Worcester County	4,230
Barnstable County	2,866
Suffolk County	1,757
Hampshire County	1,752
Plymouth County	889
Norfolk County	883
Bristol County	666
Essex County	654

TOP MILITARY SPENDING LOCATIONS

(M=millions B=billions)



Sources: Defense Manpower Data Center, U.S. Bureau of Economic Analysis, U.S. Census Bureau, and Chmura Economics & Analytics.