

# LOUISIANA

#27 \$4.7 BILLION SPENT IN STATE

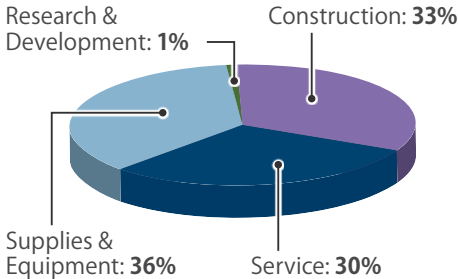
#31 1.9% OF STATE GDP

1.0% OF TOTAL U.S. DEFENSE SPENDING

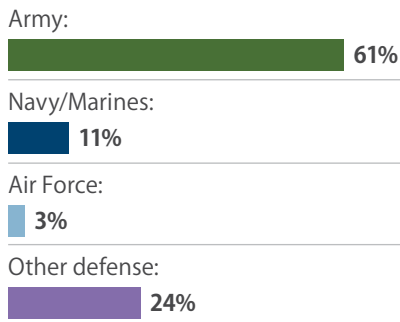
\$1,009 PER RESIDENT

## CONTRACTS

### By Type



### By Service

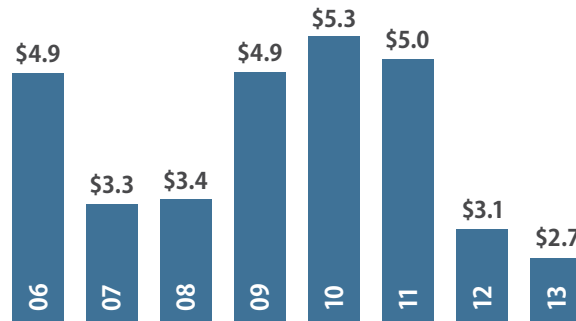


### Top Contractors

(M=millions)

Textron	\$384.7 M
Placid Refining Company	\$271.9 M
Gulf Intracoastal Constructors	\$228.9 M
Calumet Sales Company	\$176.1 M
PCCP Constructors	\$166.4 M
Cubic Corporation	\$104.4 M
Weeks Marine	\$67.3 M
Luhr Bros./Pine Bluff Sand and Gravel Co., a JV	\$52.8 M
Kieppe Patrimonial	\$45.5 M
eVenture Technologies	\$42.4 M

### Value of Contract Awards Performed (Billions)



## DEFENSE PERSONNEL

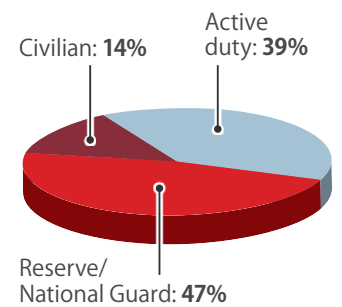
\$2.0 Billion

TOTAL PAYROLL

45,663

TOTAL PERSONNEL

### Allocation, By Type

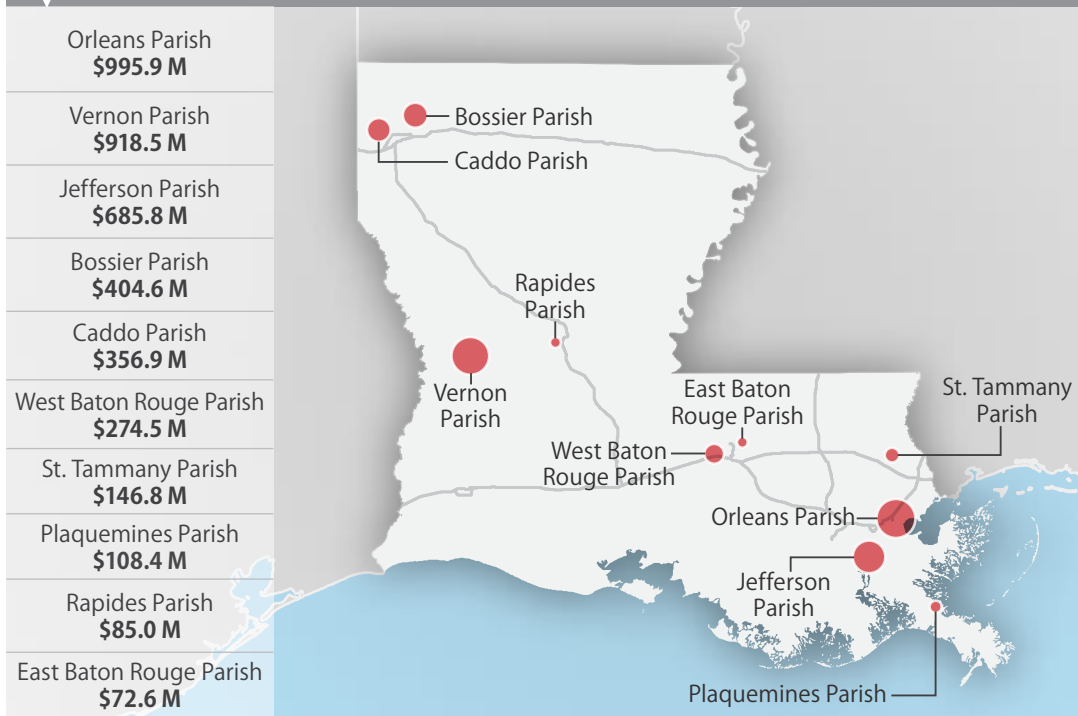


### Top Personnel Locations

Orleans Parish	11,121
Vernon Parish	9,157
Bossier Parish	7,220
Caddo Parish	4,104
Rapides Parish	2,087
Jefferson Parish	1,518
East Baton Rouge Parish	1,450
St. Tammany Parish	929
Lafayette Parish	808
Beauregard Parish	476

## TOP MILITARY SPENDING LOCATIONS

(M=millions)



Sources: Defense Manpower Data Center, U.S. Bureau of Economic Analysis, U.S. Census Bureau, and Chmura Economics & Analytics.