

KENTUCKY

#18 **\$8.2 BILLION**
SPENT IN STATE

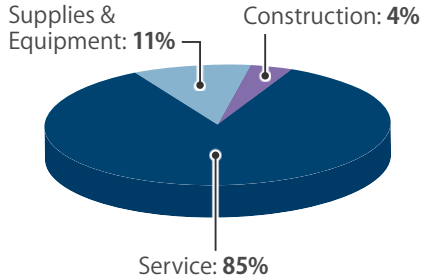
#11 **4.5% OF**
STATE GDP

1.8% OF TOTAL U.S.
DEFENSE SPENDING

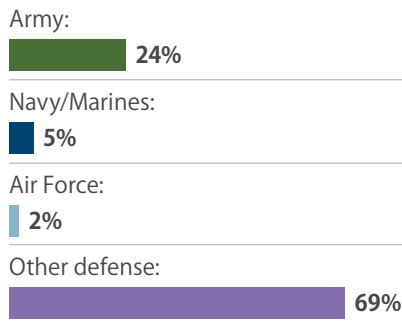
\$1,859 PER RESIDENT

CONTRACTS

By Type



By Service

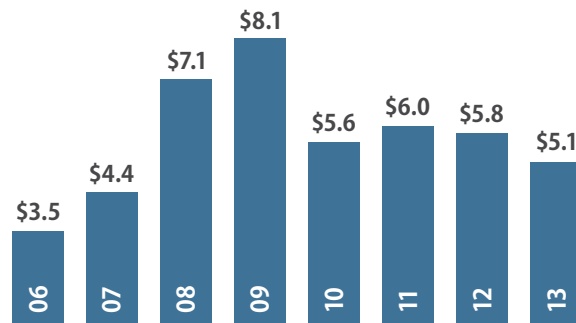


Top Contractors

(M=millions B=billions)

Humana	\$3.1 B
Lockheed Martin	\$393.1 M
Bechtel Parsons Blue Grass	\$205.7 M
Raytheon	\$141.7 M
Treviicos-Soletanche Joint Venture	\$128.2 M
Cerberus Capital Management	\$94.0 M
BAE Systems	\$91.7 M
L-3 Communications	\$64.0 M
Serco Group	\$56.0 M
Finmeccanica	\$52.3 M

Value of Contract Awards Performed (Billions)

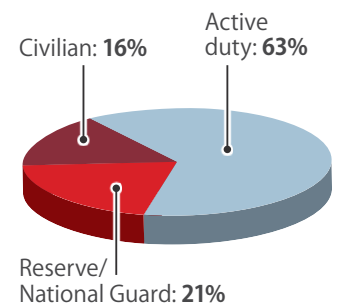


DEFENSE PERSONNEL

\$3.0 Billion
TOTAL PAYROLL

64,628
TOTAL PERSONNEL

Allocation, By Type



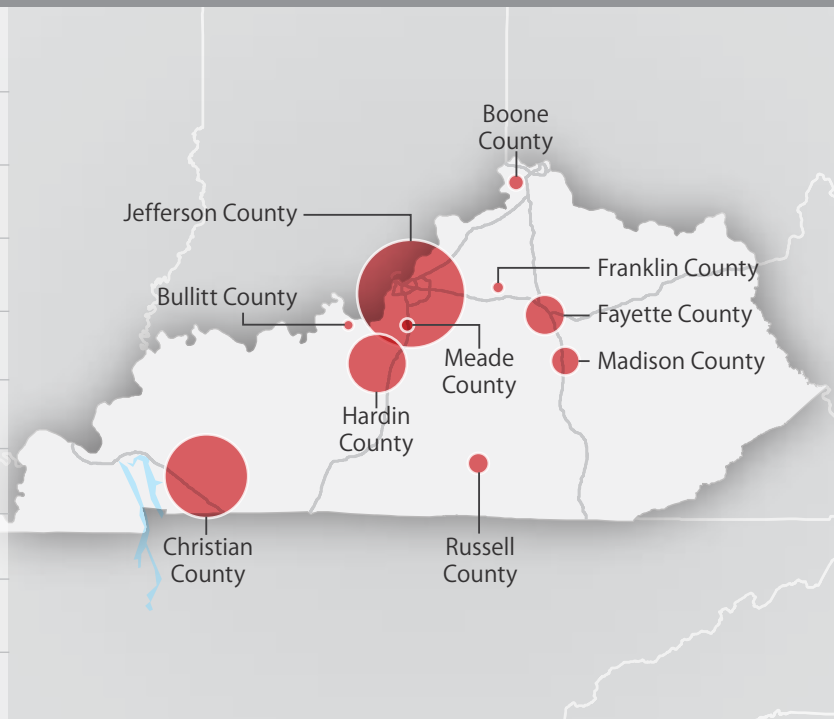
Top Personnel Locations

Christian County	31,849
Hardin County	13,373
Jefferson County	3,059
Bullitt County	1,571
Franklin County	1,363
Fayette County	1,239
Madison County	947
Meade County	890
Logan County	768
Breckinridge County	666

TOP MILITARY SPENDING LOCATIONS

(M=millions B=billions)

Jefferson County	\$3.4 B
Christian County	\$2.1 B
Hardin County	\$1.1 B
Fayette County	\$481.7 M
Madison County	\$244.9 M
Russell County	\$129.5 M
Boone County	\$79.5 M
Bullitt County	\$55.9 M
Franklin County	\$43.2 M
Meade County	\$33.6 M



Sources: Defense Manpower Data Center, U.S. Bureau of Economic Analysis, U.S. Census Bureau, and Chmura Economics & Analytics.