

KANSAS

#32 \$3.7 BILLION SPENT IN STATE

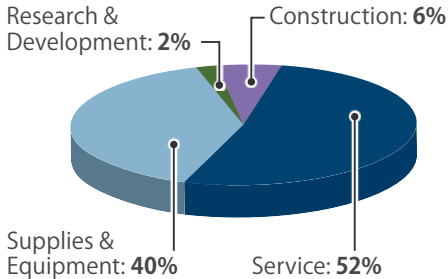
#21 2.6% OF STATE GDP

0.8% OF TOTAL U.S. DEFENSE SPENDING

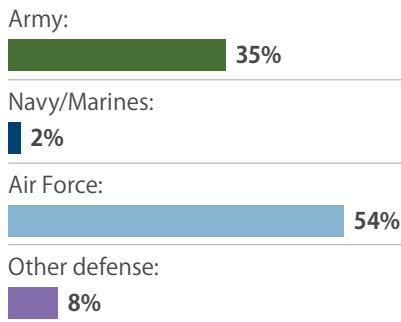
\$1,283 PER RESIDENT

CONTRACTS

By Type



By Service

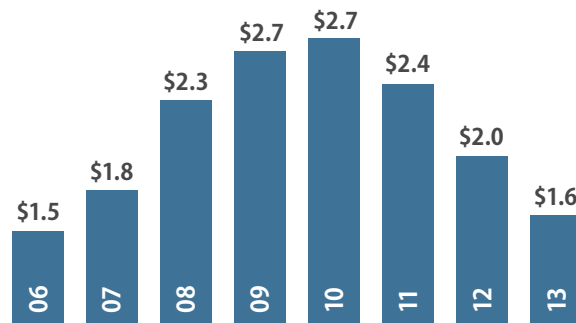


Top Contractors

(M=millions)

Boeing	\$448.7 M
Hawker Beechcraft	\$293.9 M
Textron	\$68.7 M
Huntington Ingalls	\$62.7 M
General Electric	\$50.8 M
Fiat Netherlands Holding N.V.	\$39.5 M
Leading Technology Composites	\$28.8 M
Day & Zimmermann Group	\$22.8 M
J.E. Dunn Construction Group	\$18.9 M
General Dynamics	\$17.7 M

Value of Contract Awards Performed (Billions)



DEFENSE PERSONNEL

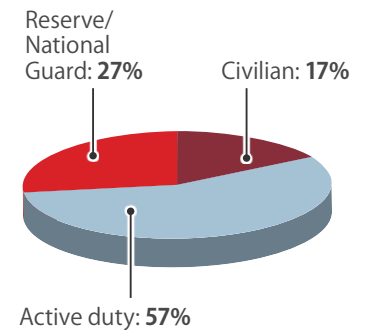
\$2.1 Billion

TOTAL PAYROLL

43,809

TOTAL PERSONNEL

Allocation, By Type

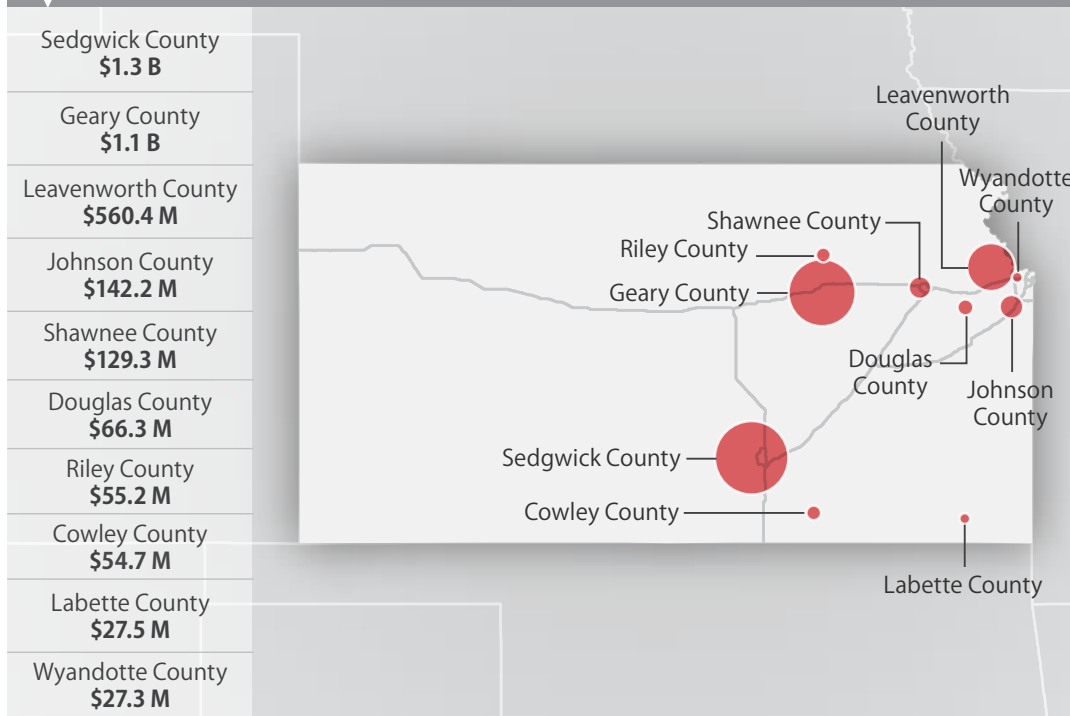


Top Personnel Locations

Geary County	19,465
Sedgwick County	7,583
Leavenworth County	5,016
Shawnee County	3,418
Johnson County	1,317
Douglas County	965
Riley County	699
Wyandotte County	644
Jackson County	336
Montgomery County	310

TOP MILITARY SPENDING LOCATIONS

(M=millions B=billions)



Sources: Defense Manpower Data Center, U.S. Bureau of Economic Analysis, U.S. Census Bureau, and Chmura Economics & Analytics.