

INDIANA

#25 \$5.8 BILLION SPENT IN STATE

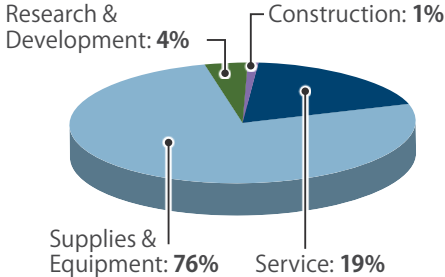
#32 1.8% OF STATE GDP

1.3% OF TOTAL U.S. DEFENSE SPENDING

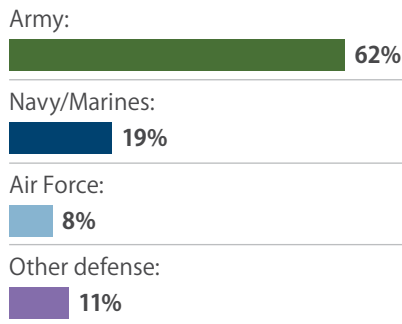
\$878 PER RESIDENT

CONTRACTS

By Type



By Service

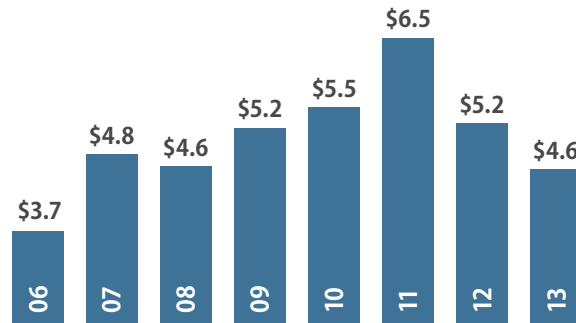


Top Contractors

(M=millions B=billions)

MacAndrews & Forbes Holdings	\$2.1 B
Rolls-Royce	\$554.6 M
Raytheon	\$435.3 M
ITT	\$212.5 M
ERAPSCO	\$101.6 M
SAIC	\$95.6 M
AmeriQual	\$82.5 M
Concurrent Technologies Corporation	\$66.4 M
Petroleum Traders	\$63.3 M
Allison Transmission	\$58.4 M

Value of Contract Awards Performed (Billions)



DEFENSE PERSONNEL

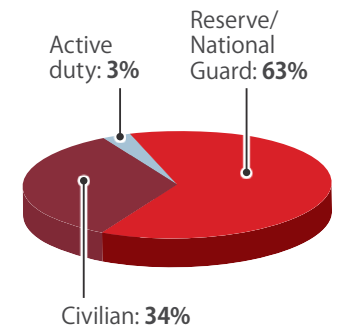
\$1.2 Billion

TOTAL PAYROLL

31,620

TOTAL PERSONNEL

Allocation, By Type

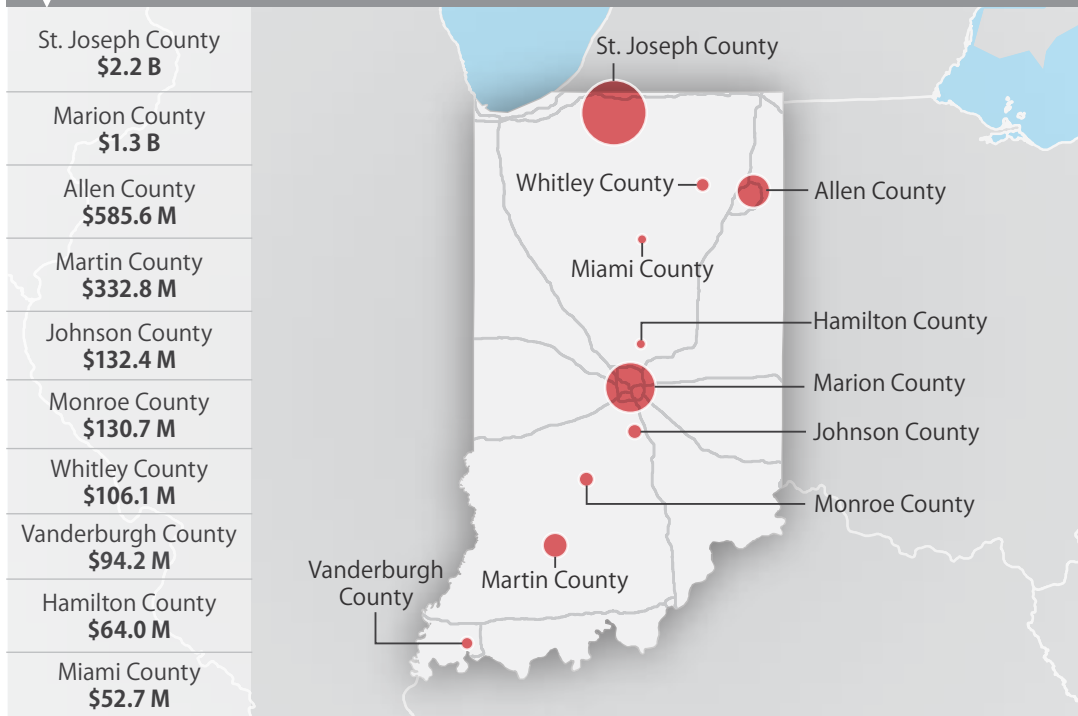


Top Personnel Locations

Marion County	8,300
Allen County	2,433
Johnson County	1,992
Vigo County	1,478
Dubois County	1,216
Miami County	1,186
Knox County	1,143
St. Joseph County	979
Lake County	841
Grant County	790

TOP MILITARY SPENDING LOCATIONS

(M=millions B=billions)



Sources: Defense Manpower Data Center, U.S. Bureau of Economic Analysis, U.S. Census Bureau, and Chmura Economics & Analytics.