

IDAHO

#48 \$580.7 MILLION SPENT IN STATE

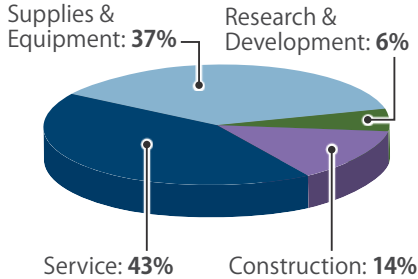
#46 1.0% OF STATE GDP

0.1% OF TOTAL U.S. DEFENSE SPENDING

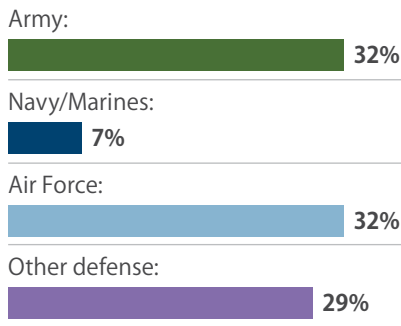
\$360 PER RESIDENT

CONTRACTS

By Type



By Service

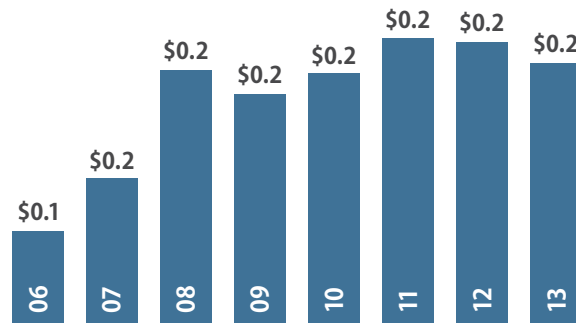


Top Contractors

(M=millions)

Brad Hall & Associates	\$34.5 M
US Ecology	\$12.2 M
PKL Services	\$9.8 M
MLDC Government Services Corporation	\$7.3 M
General Dynamics	\$6.8 M
Garco Construction	\$6.3 M
Bering Sea Environmental	\$5.9 M
Lockheed Martin	\$5.1 M
C-2 Construction	\$4.7 M
The Ewing Company	\$4.6 M

Value of Contract Awards Performed (Billions)



DEFENSE PERSONNEL

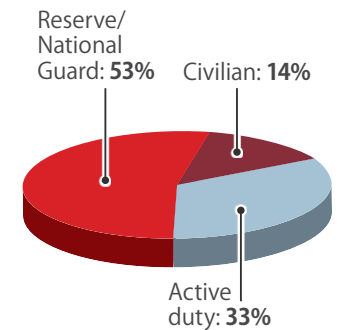
\$385.7 Million

TOTAL PAYROLL

11,067

TOTAL PERSONNEL

Allocation, By Type

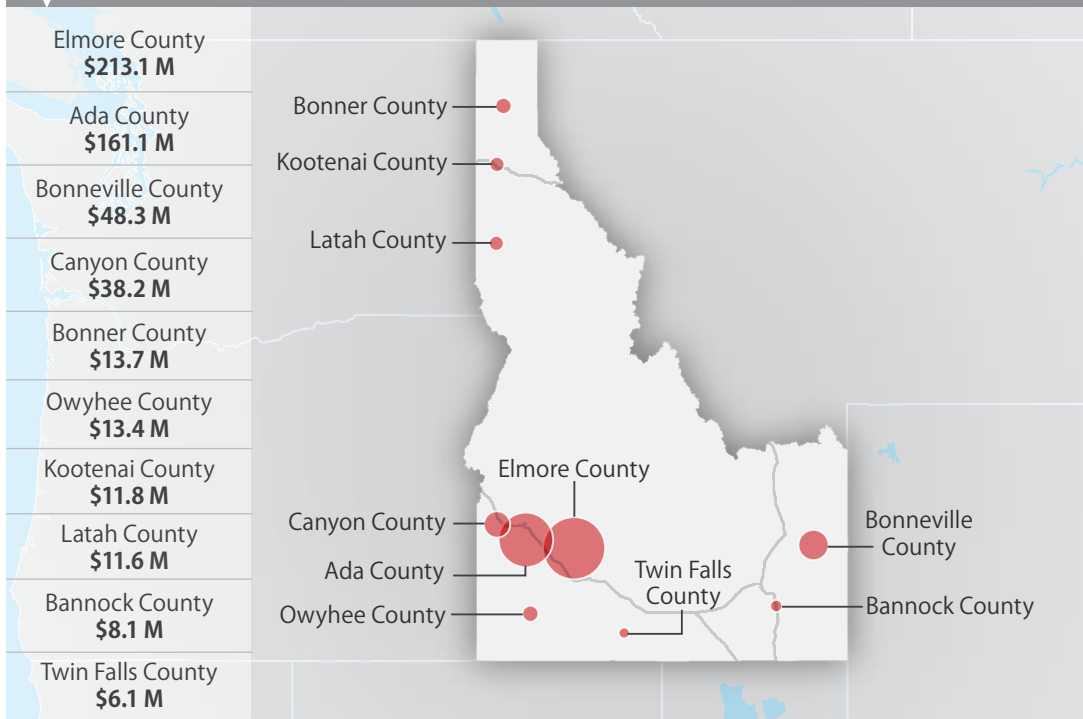


Top Personnel Locations

Ada County	4,179
Elmore County	3,363
Canyon County	940
Bannock County	423
Twin Falls County	410
Kootenai County	256
Bonneville County	196
Latah County	137
Payette County	129
Clearwater County	115

TOP MILITARY SPENDING LOCATIONS

(M=millions)



Sources: Defense Manpower Data Center, U.S. Bureau of Economic Analysis, U.S. Census Bureau, and Chmura Economics & Analytics.