

# IOWA

#39 \$1.7 BILLION SPENT IN STATE

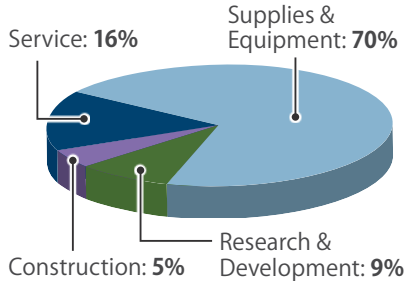
#43 1.0% OF STATE GDP

0.4% OF TOTAL U.S. DEFENSE SPENDING

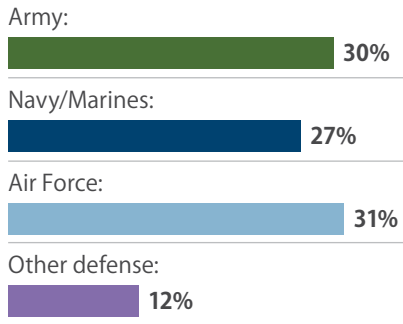
\$548 PER RESIDENT

## CONTRACTS

### By Type



### By Service

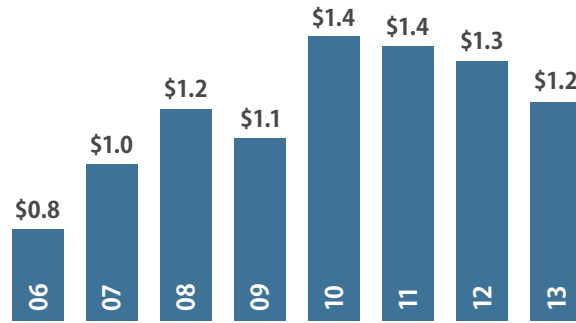


### Top Contractors

(M=millions)

Rockwell Collins	\$752.3 M
Data Link Solutions	\$91.2 M
American Ordnance	\$89.0 M
Cobham	\$36.5 M
Weston Solutions	\$18.5 M
Alcoa	\$18.1 M
Sullivan International Group	\$15.5 M
Bristol Bay Native Corporation	\$12.9 M
Dubuque Barge and Fleeting Service Company	\$8.5 M
Alliant Techsystems	\$7.5 M

### Value of Contract Awards Performed (Billions)



## DEFENSE PERSONNEL

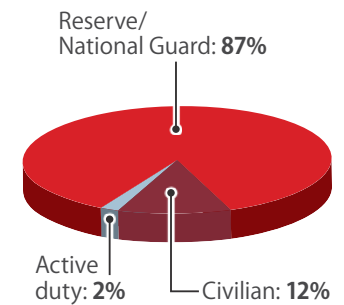
\$513.0 Million

TOTAL PAYROLL

13,965

TOTAL PERSONNEL

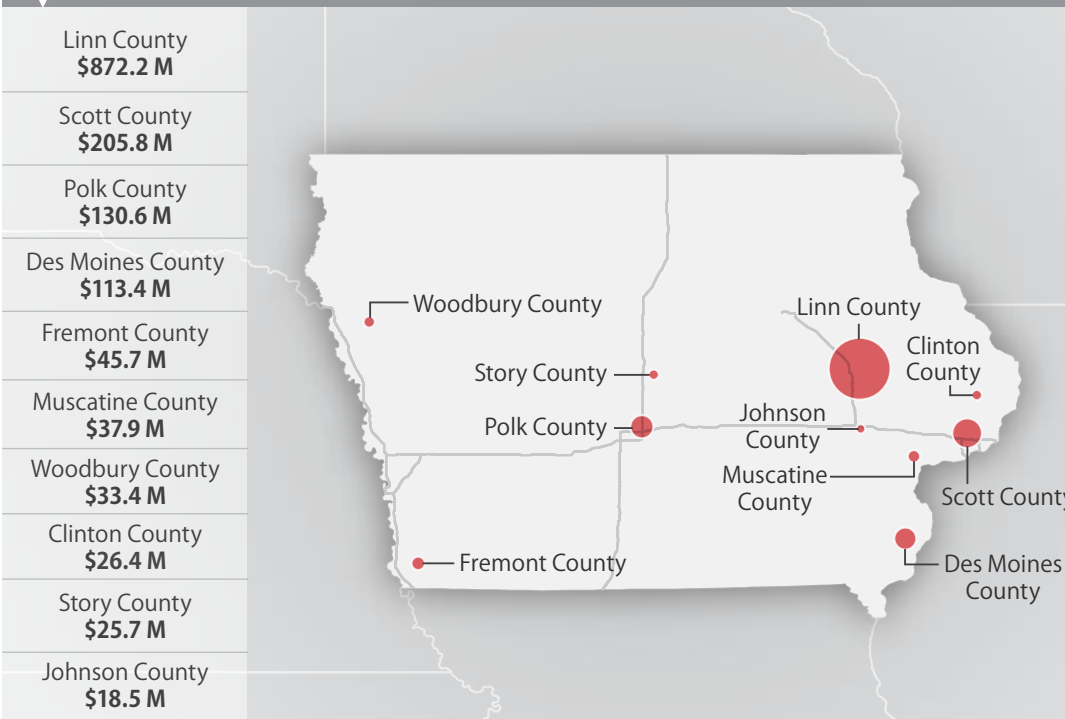
### Allocation, By Type



### Top Personnel Locations

Polk County	3,830
Woodbury County	1,595
Scott County	842
Linn County	729
Story County	715
Black Hawk County	688
Marshall County	465
Johnson County	418
Dubuque County	321
Warren County	274

## TOP MILITARY SPENDING LOCATIONS



Sources: Defense Manpower Data Center, U.S. Bureau of Economic Analysis, U.S. Census Bureau, and Chmura Economics & Analytics.