

HAWAII

#19 **\$8.1 BILLION**
SPENT IN STATE

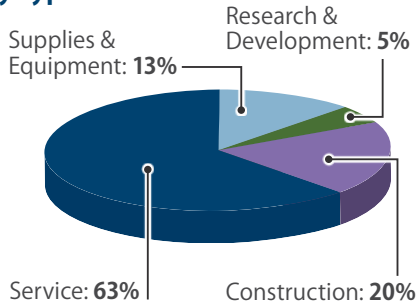
#2 **10.9% OF**
STATE GDP

1.8% OF TOTAL U.S.
DEFENSE SPENDING

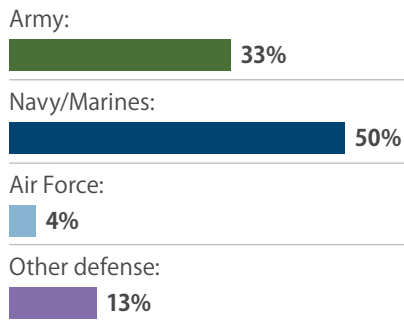
\$5,795 PER RESIDENT

CONTRACTS

By Type



By Service

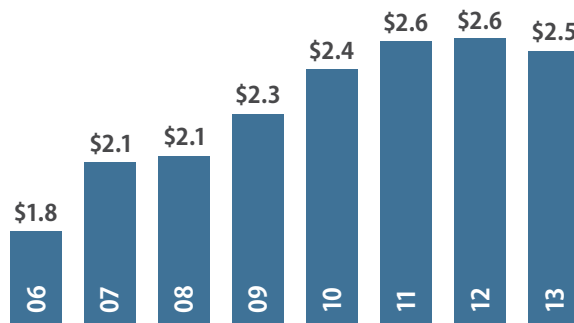


Top Contractors

(M=millions)

BAE Systems Hawaii Shipyards	\$176.1 M
BAE Systems	\$151.5 M
URS	\$127.2 M
Tesoro	\$114.2 M
Aqua Engineers	\$101.7 M
Nan, Inc.	\$88.2 M
Manu Kai	\$60.9 M
Pelatron	\$49.7 M
dck-ecc pacific	\$41.5 M
Environet	\$40.3 M

Value of Contract Awards Performed (Billions)



DEFENSE PERSONNEL

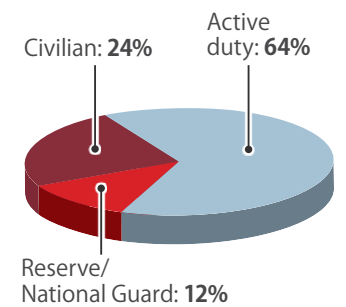
\$5.6 Billion

TOTAL PAYROLL

77,257

TOTAL PERSONNEL

Allocation, By Type

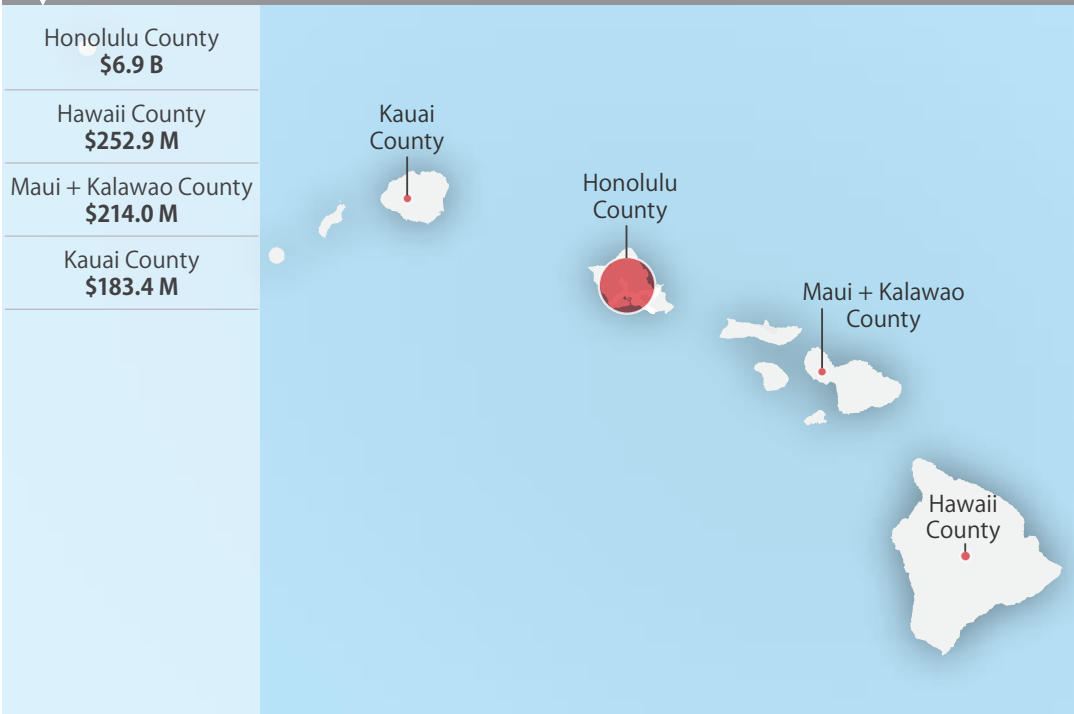


Top Personnel Locations

Honolulu County	68,378
Hawaii County	628
Maui + Kalawao County	550
Kauai County	263

TOP MILITARY SPENDING LOCATIONS

(M=millions B=billions)



Sources: Defense Manpower Data Center, U.S. Bureau of Economic Analysis, U.S. Census Bureau, and Chmura Economics & Analytics.