

GEORGIA

#7 \$13.9 BILLION SPENT IN STATE

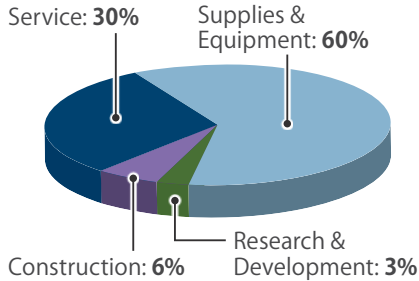
#17 3.1% OF STATE GDP

3.0% OF TOTAL U.S. DEFENSE SPENDING

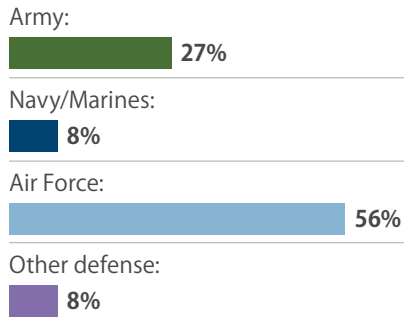
\$1,388 PER RESIDENT

CONTRACTS

By Type



By Service

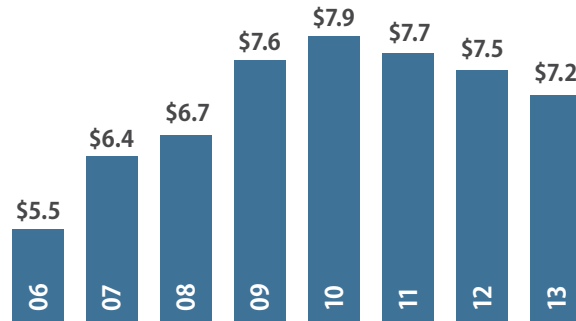


Top Contractors

(M=millions B=billions)

Lockheed Martin	\$3.1 B
Georgia Tech Research Corporation	\$207.5 M
General Dynamics	\$168.7 M
Scientific Research Corporation	\$138.9 M
Rockwell Collins	\$126.7 M
Northrop Grumman	\$111.3 M
Kipper Tool Company	\$108.2 M
State of Georgia	\$79.8 M
Mansfield Oil Company	\$76.0 M
ITT	\$57.7 M

Value of Contract Awards Performed (Billions)



DEFENSE PERSONNEL

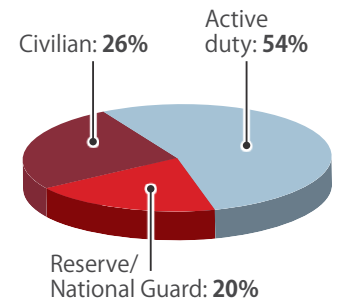
\$6.7 Billion

TOTAL PAYROLL

135,757

TOTAL PERSONNEL

Allocation, By Type

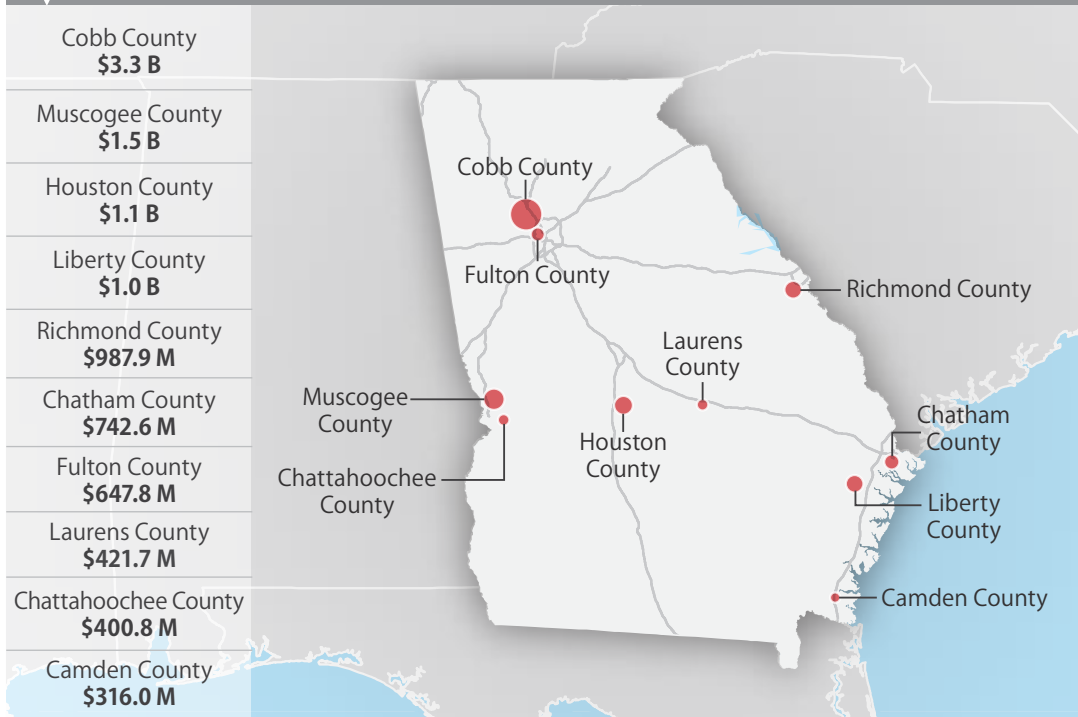


Top Personnel Locations

Muscogee County	29,640
Liberty County	15,155
Richmond County	14,202
Chatham County	10,420
Houston County	10,077
Lowndes County	4,664
Camden County	3,084
Cobb County	3,072
De Kalb County	3,058
Fulton County	2,645

TOP MILITARY SPENDING LOCATIONS

(M=millions B=billions)



Sources: Defense Manpower Data Center, U.S. Bureau of Economic Analysis, U.S. Census Bureau, and Chmura Economics & Analytics.