

DELAWARE

#46 \$708.9 MILLION SPENT IN STATE

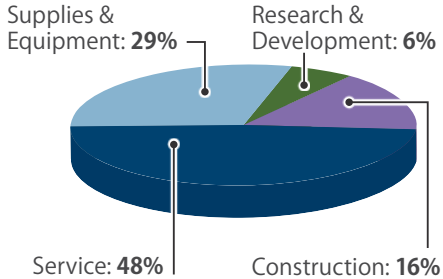
#41 1.1% OF STATE GDP

0.2% OF TOTAL U.S. DEFENSE SPENDING

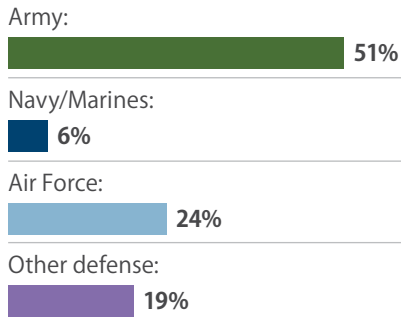
\$766 PER RESIDENT

CONTRACTS

By Type



By Service

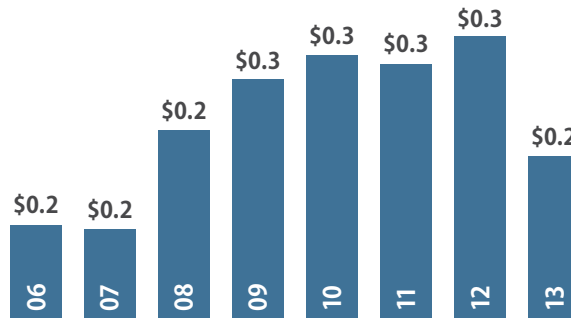


Top Contractors

(M=millions)

Vigil Contracting	\$18.6 M
Cherokee Nation Construction Services	\$11.4 M
Kalitta Charters	\$11.2 M
ILC Industries	\$10.0 M
TDX Holdings	\$9.8 M
Great Lakes Dredge & Dock	\$8.6 M
George & Lynch	\$7.4 M
Caesar Rodney School District	\$7.1 M
Corcon	\$6.7 M
University Of Delaware	\$6.3 M

Value of Contract Awards Performed (Billions)



DEFENSE PERSONNEL

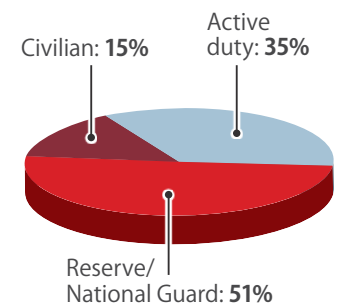
\$483.1 Million

TOTAL PAYROLL

10,660

TOTAL PERSONNEL

Allocation, By Type



Top Personnel Locations

Kent County	6,384
New Castle County	3,171
Sussex County	1,092

TOP MILITARY SPENDING LOCATIONS

(M=millions)



Sources: Defense Manpower Data Center, U.S. Bureau of Economic Analysis, U.S. Census Bureau, and Chmura Economics & Analytics.