

DISTRICT OF COLUMBIA

#24 \$6.3 BILLION SPENT IN STATE

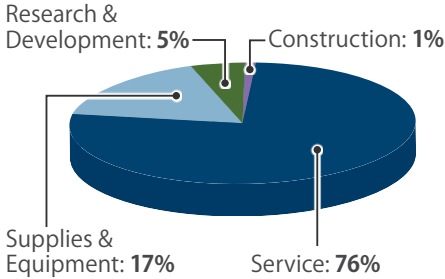
#7 5.6% OF STATE GDP

1.4% OF TOTAL U.S. DEFENSE SPENDING

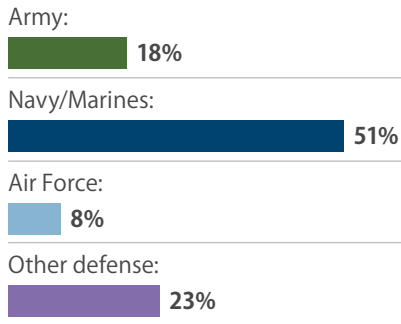
\$9,685 PER RESIDENT

CONTRACTS

By Type



By Service

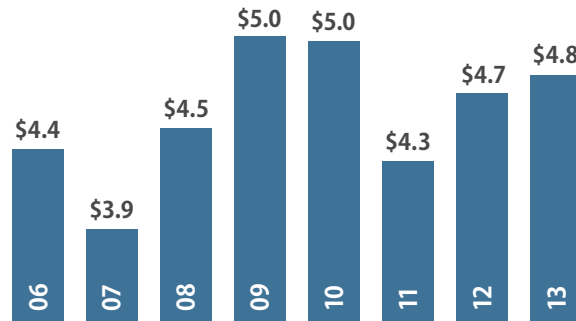


Top Contractors

(M=millions)

| | |
|---|-----------|
| United States Department of Energy | \$452.2 M |
| Booz Allen Hamilton Holding Corporation | \$269.0 M |
| Alion - IPS Corporation | \$193.5 M |
| Lockheed Martin | \$154.8 M |
| Government of the United States | \$148.6 M |
| Alion Science and Technology | \$144.8 M |
| Computer Sciences Corporation | \$133.5 M |
| SAIC | \$126.4 M |
| CACI International | \$118.7 M |
| SRA International | \$113.7 M |

Value of Contract Awards Performed (Billions)



DEFENSE PERSONNEL

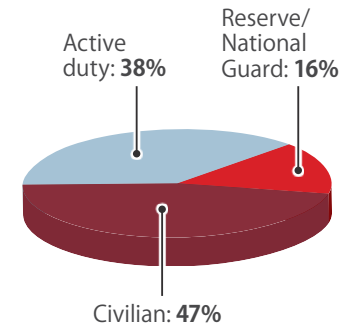
\$1.5 Billion

TOTAL PAYROLL

27,227

TOTAL PERSONNEL

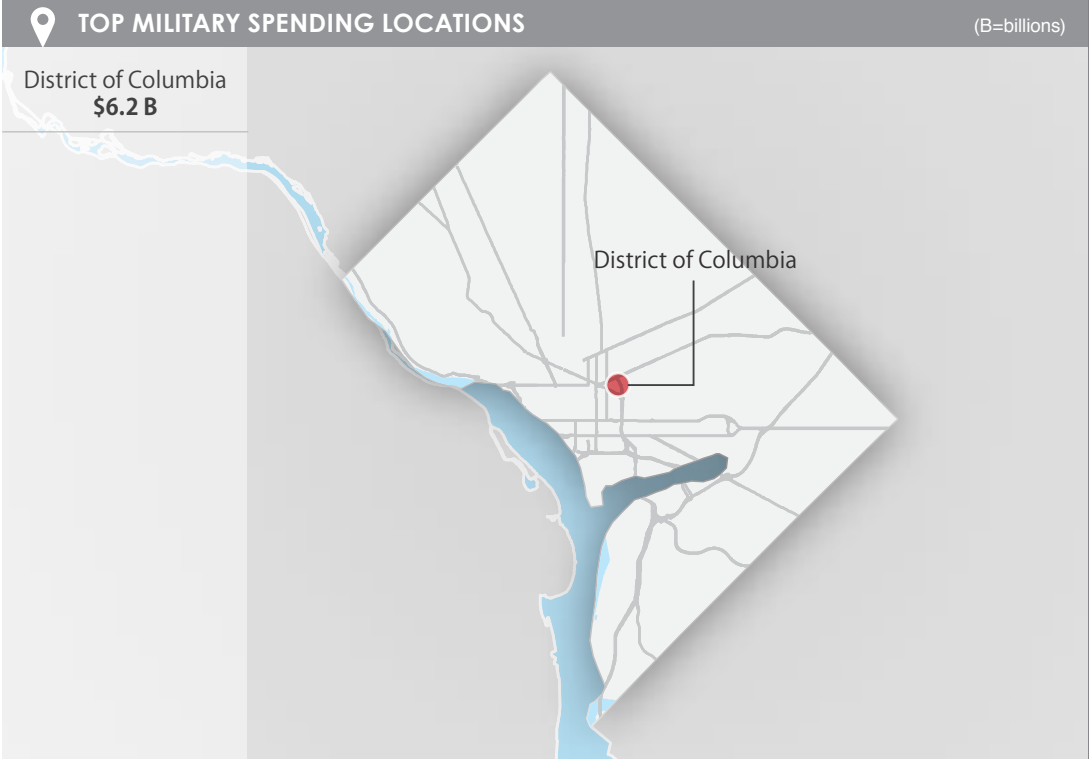
Allocation, By Type



Top Personnel Locations

District of Columbia

27,227



Sources: Defense Manpower Data Center, U.S. Bureau of Economic Analysis, U.S. Census Bureau, and Chmura Economics & Analytics.