

CONNECTICUT

#6 \$15.0 BILLION SPENT IN STATE

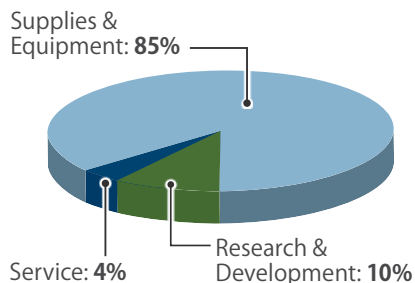
#5 6.1% OF STATE GDP

3.3% OF TOTAL U.S. DEFENSE SPENDING

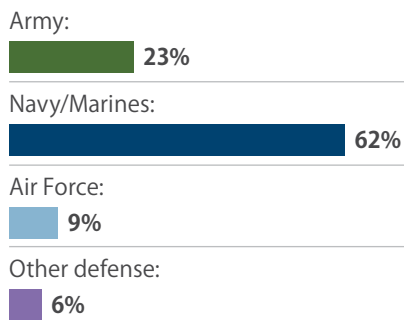
\$4,179 PER RESIDENT

CONTRACTS

By Type



By Service

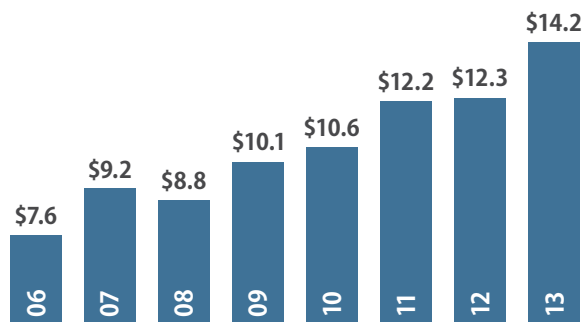


Top Contractors

(M=millions B=billions)

United Technologies	\$7.1 B
General Dynamics	\$6.3 B
Goodrich	\$72.0 M
Timken	\$36.4 M
Colt Defense Holding	\$35.6 M
Applied Physical Sciences	\$24.1 M
Finmeccanica	\$23.4 M
Kaman	\$20.3 M
SPX	\$19.0 M
Treadwell	\$16.8 M

Value of Contract Awards Performed (Billions)



DEFENSE PERSONNEL

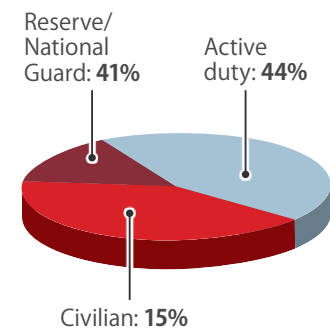
\$793.0 Million

TOTAL PAYROLL

16,811

TOTAL PERSONNEL

Allocation, By Type



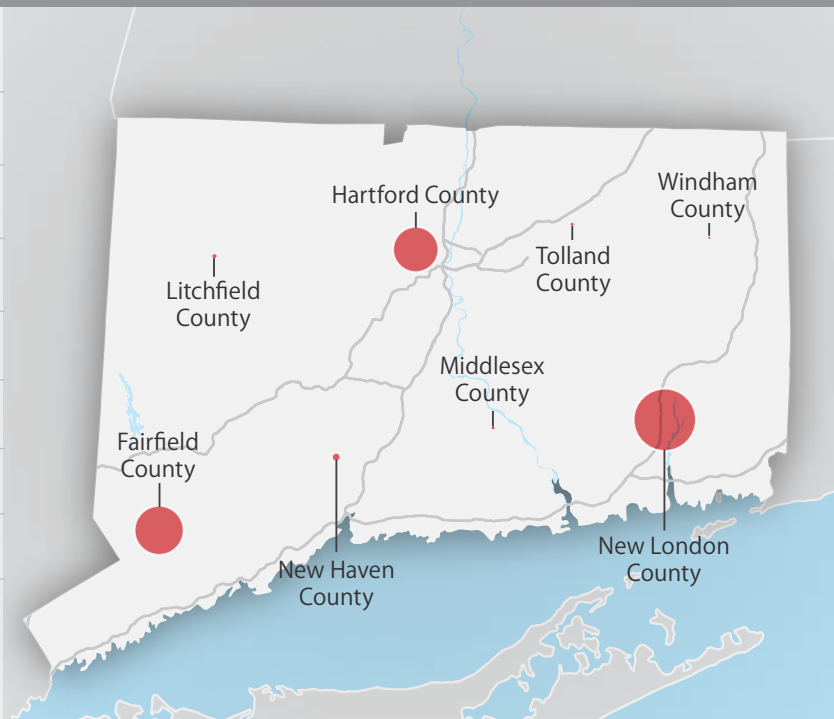
Top Personnel Locations

New London County	7,224
Hartford County	3,553
New Haven County	1,721
Fairfield County	953
Middlesex County	394
Litchfield County	199
Tolland County	178
Windham County	168

TOP MILITARY SPENDING LOCATIONS

(M=millions B=billions)

New London County	\$6.8 B
Fairfield County	\$4.2 B
Hartford County	\$3.5 B
New Haven County	\$156.6 M
Litchfield County	\$43.9 M
Middlesex County	\$30.7 M
Tolland County	\$30.2 M
Windham County	\$26.3 M



Sources: Defense Manpower Data Center, U.S. Bureau of Economic Analysis, U.S. Census Bureau, and Chmura Economics & Analytics.