

COLORADO

#16 \$9.6 BILLION SPENT IN STATE

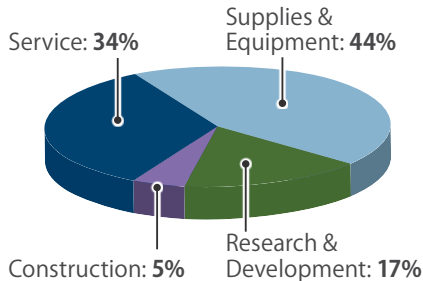
#15 3.3% OF STATE GDP

2.1% OF TOTAL U.S. DEFENSE SPENDING

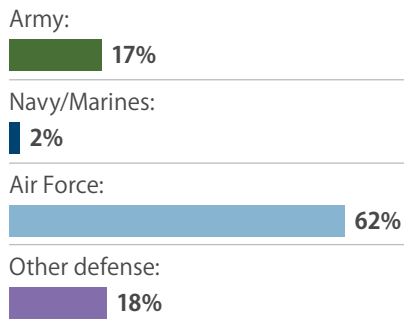
\$1,815 PER RESIDENT

CONTRACTS

By Type



By Service

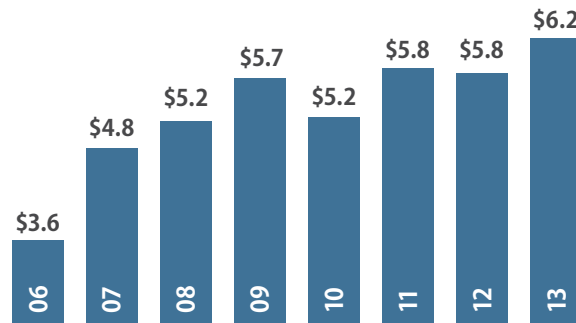


Top Contractors

(M=millions B=billions)

United Launch Alliance	\$2.0 B
ITT	\$651.1 M
Lockheed Martin	\$559.6 M
Huntington Ingalls	\$365.0 M
Raytheon	\$199.0 M
Honeywell International	\$189.2 M
The Gary-Williams Company	\$151.5 M
Intelligent Software Solutions	\$138.2 M
Ball	\$107.1 M
Berkshire Hathaway	\$100.1 M

Value of Contract Awards Performed (Billions)



DEFENSE PERSONNEL

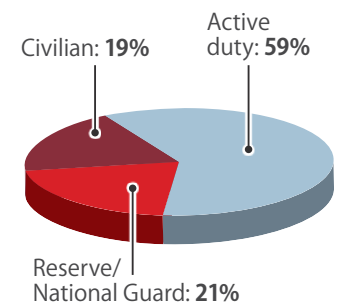
\$3.3 Billion

TOTAL PAYROLL

62,749

TOTAL PERSONNEL

Allocation, By Type

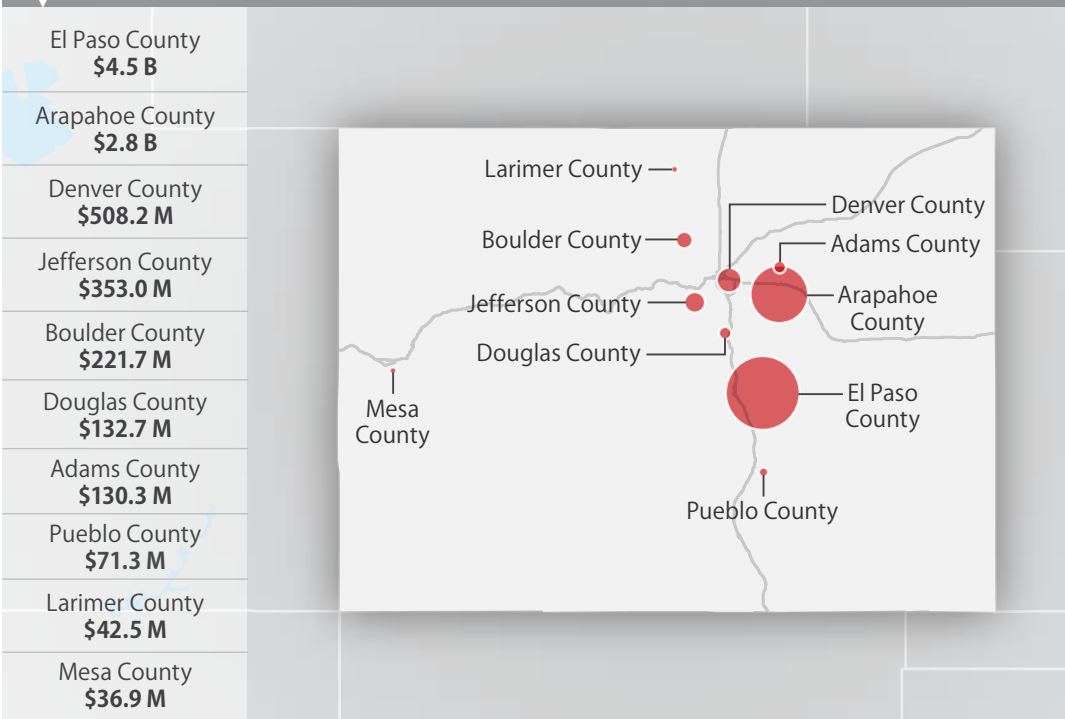


Top Personnel Locations

El Paso County	36,090
Arapahoe County	6,126
Adams County	2,224
Jefferson County	1,377
Denver County	996
Boulder County	535
Teller County	491
Pueblo County	439
Larimer County	423
Douglas County	388

TOP MILITARY SPENDING LOCATIONS

(M=millions B=billions)



Sources: Defense Manpower Data Center, U.S. Bureau of Economic Analysis, U.S. Census Bureau, and Chmura Economics & Analytics.