

# ARIZONA

#8 \$13.7 BILLION SPENT IN STATE

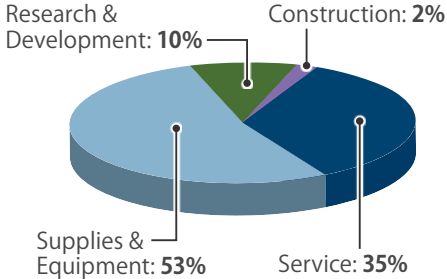
#10 5.0% OF STATE GDP

3.0% OF TOTAL U.S. DEFENSE SPENDING

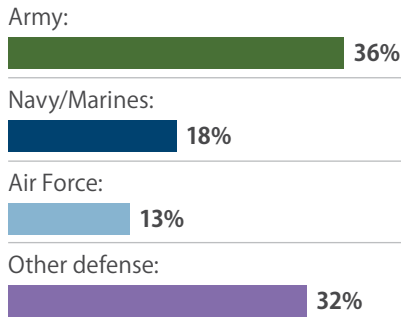
\$2,071 PER RESIDENT

## CONTRACTS

### By Type



### By Service

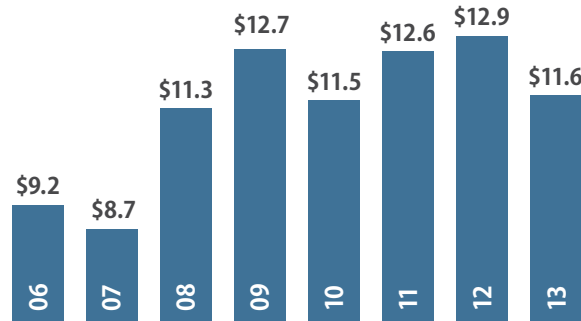


### Top Contractors

(M=millions B=billions)

Raytheon	\$4.4 B
TriWest Healthcare Alliance	\$2.6 B
Boeing	\$1.2 B
Honeywell International	\$550.2 M
General Dynamics	\$470.3 M
McDonnell Douglas Helicopter Company	\$433.8 M
TRAX International	\$169.0 M
Orbital Sciences Corporation	\$156.8 M
Robertson Fuel Systems	\$138.0 M
Alliant Techsystems	\$134.9 M

### Value of Contract Awards Performed (Billions)



## DEFENSE PERSONNEL

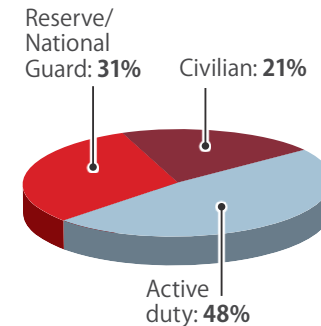
\$2.1 Billion

TOTAL PAYROLL

44,969

TOTAL PERSONNEL

### Allocation, By Type

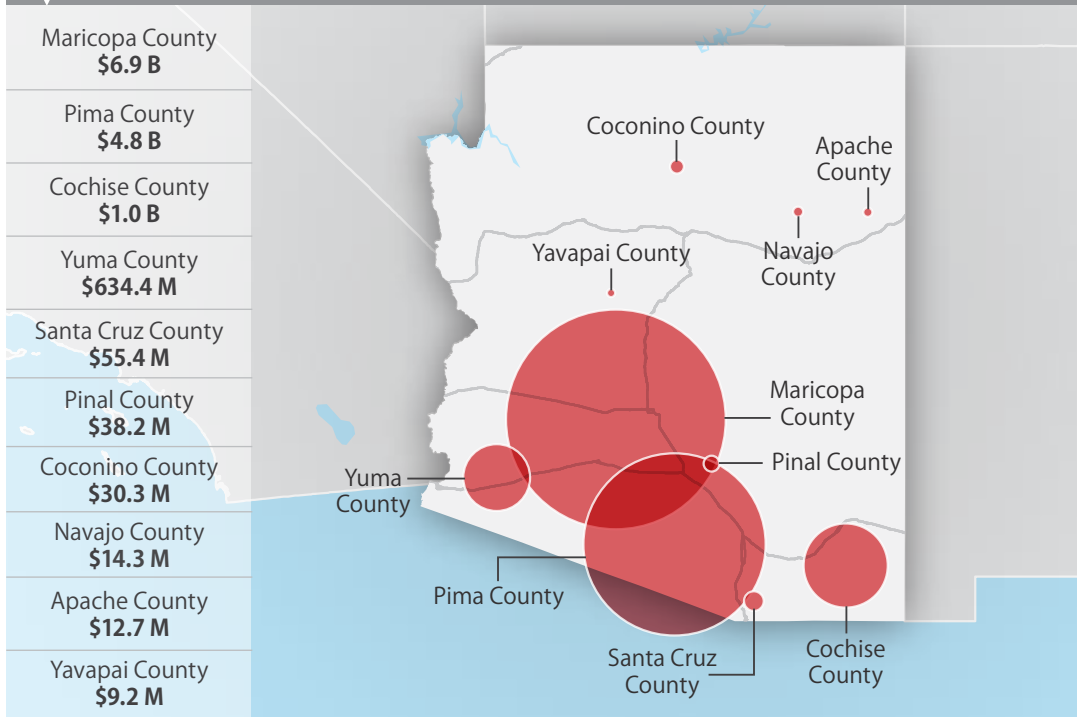


### Top Personnel Locations

Maricopa County	13,302
Pima County	12,167
Cochise County	6,677
Yuma County	6,397
Santa Cruz County	522
Coconino County	500
Navajo County	225
Yavapai County	216
Apache County	104
Pinal County	97

## TOP MILITARY SPENDING LOCATIONS

(M=millions B=billions)



Sources: Defense Manpower Data Center, U.S. Bureau of Economic Analysis, U.S. Census Bureau, and Chmura Economics & Analytics.