

# ARKANSAS

#40 \$1.5 BILLION SPENT IN STATE

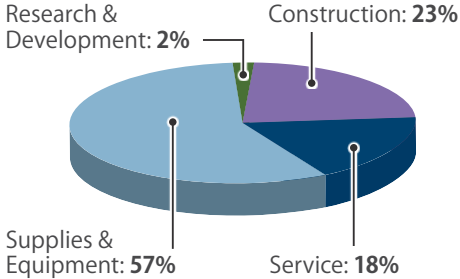
#40 1.2% OF STATE GDP

0.3% OF TOTAL U.S. DEFENSE SPENDING

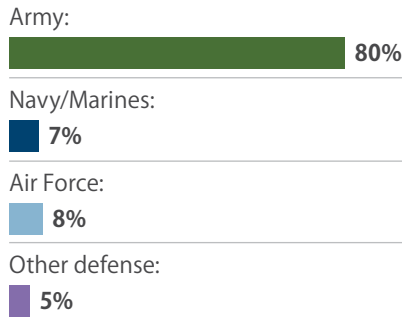
\$516 PER RESIDENT

## CONTRACTS

### By Type



### By Service

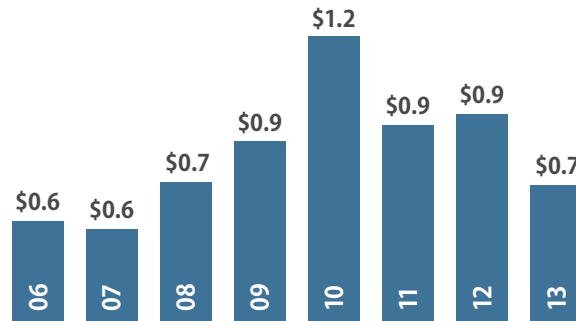


### Top Contractors

(M=millions)

General Dynamics	\$277.3 M
URS	\$119.2 M
PPG Industries	\$10.5 M
EMCOR Group	\$9.4 M
HGL Construction	\$8.7 M
AECOM Technology Corporation	\$6.8 M
Alessi-Keyes Construction	\$6.3 M
SPECTRA Technologies	\$6.2 M
Zodiac Aerospace	\$5.7 M
SDIC Constructors	\$4.9 M

### Value of Contract Awards Performed (Billions)



## DEFENSE PERSONNEL

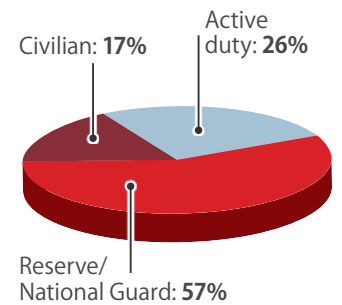
\$803.9 Million

TOTAL PAYROLL

22,200

TOTAL PERSONNEL

### Allocation, By Type

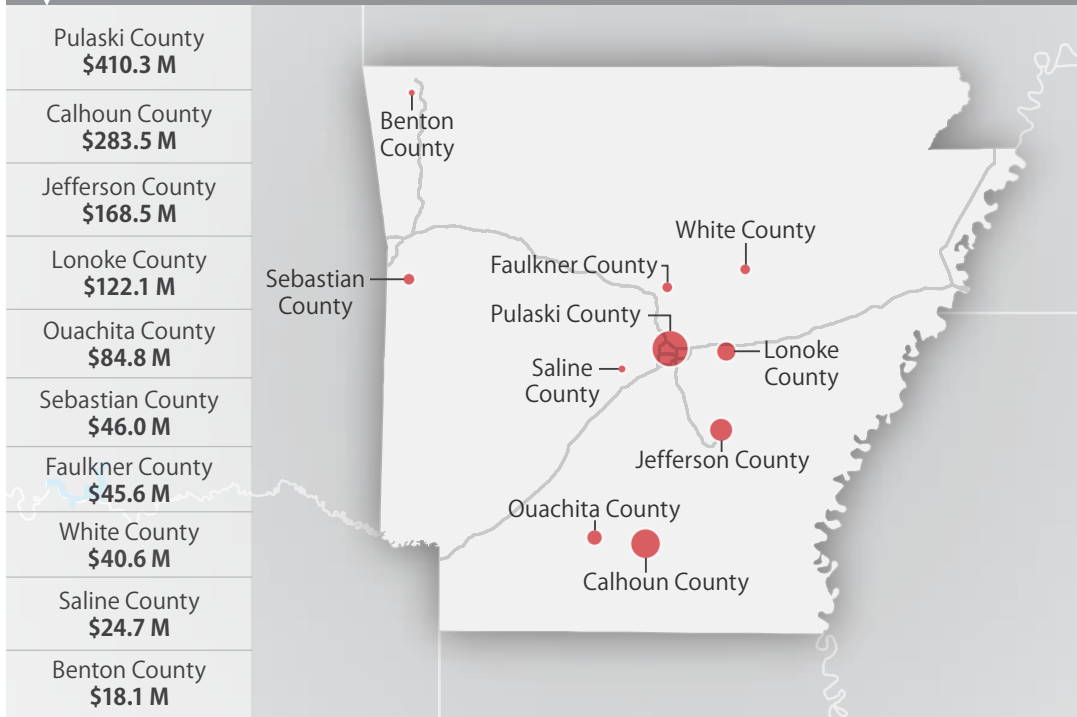


### Top Personnel Locations

Pulaski County	8,283
Lonoke County	2,856
Sebastian County	1,513
Faulkner County	983
White County	871
Benton County	737
Jefferson County	688
Greene County	525
Saline County	473
Franklin County	317

## TOP MILITARY SPENDING LOCATIONS

(M=millions)



Sources: Defense Manpower Data Center, U.S. Bureau of Economic Analysis, U.S. Census Bureau, and Chmura Economics & Analytics.