

ALASKA

#31 **\$3.8 BILLION**
SPENT IN STATE

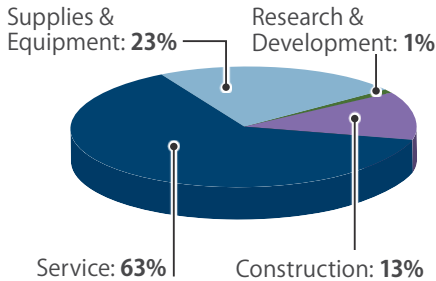
#3 **6.5% OF**
STATE GDP

0.8% OF TOTAL U.S.
DEFENSE SPENDING

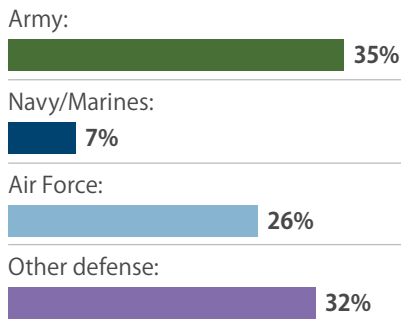
\$5,237 PER RESIDENT

CONTRACTS

By Type



By Service

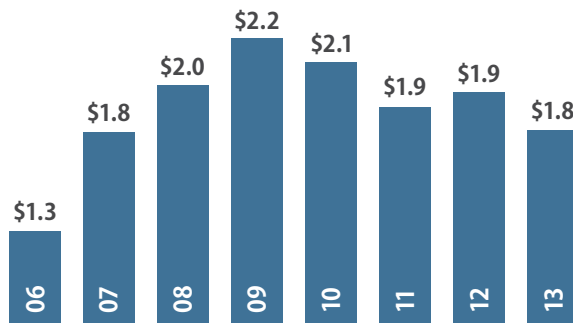


Top Contractors

(M=millions)

Arctic Slope Regional Corporation	\$252.8 M
Doyon Utilities	\$213.2 M
Crowley Petroleum Distribution	\$94.5 M
Watterson Construction	\$53.5 M
BAE Systems	\$46.6 M
NANA Regional Corporation	\$42.3 M
Chugach Alaska Corporation	\$41.0 M
Tatitlek Corporation	\$38.8 M
Alutiq	\$37.5 M
Marsh Creek	\$28.8 M

Value of Contract Awards Performed (Billions)



DEFENSE PERSONNEL

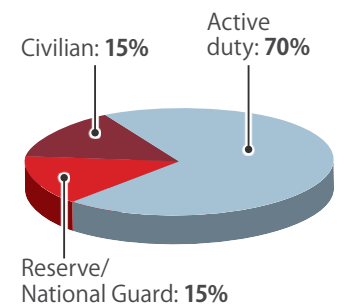
\$2.1 Billion

TOTAL PAYROLL

33,175

TOTAL PERSONNEL

Allocation, By Type

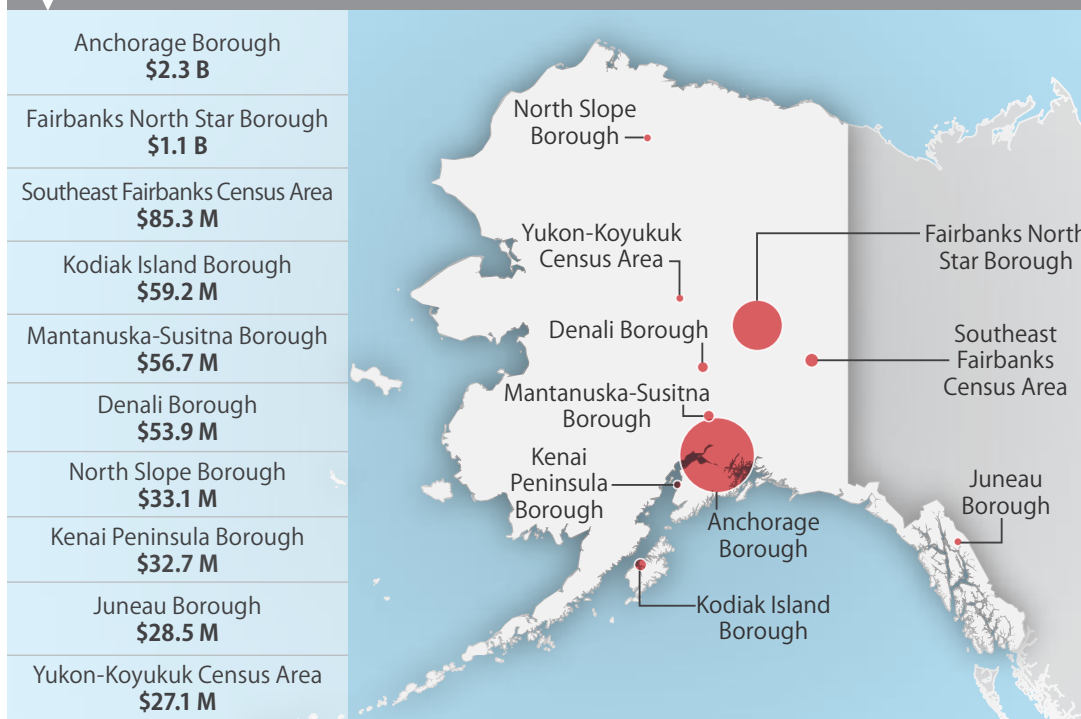


Top Personnel Locations

Anchorage Borough	19,342
Fairbanks North Star Borough	9,980
Kodiak Island Borough	813
SE Fairbanks Census Area	462
Mantanuska-Susitna Borough	450
Juneau Borough	361
Sitka Borough	222
Ketchikan Gateway Borough	211
Kenai Peninsula Borough	178
Nome Census Area	168

TOP MILITARY SPENDING LOCATIONS

(M=millions B=billions)



Sources: Defense Manpower Data Center, U.S. Bureau of Economic Analysis, U.S. Census Bureau, and Chmura Economics & Analytics.