

INDIANA

#23
\$7.2 B SPENT IN STATE

#28
1.6% OF STATE GDP

1.3%
OF TOTAL U.S. DEFENSE SPENDING

\$1,059
PER RESIDENT

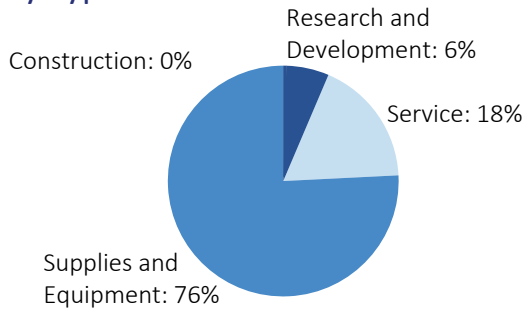
#21
\$5.7 B CONTRACT SPENDING

#26
31,044 NUMBER OF PERSONNEL

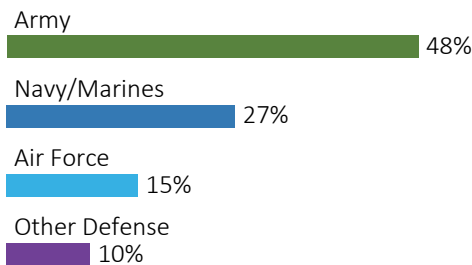
#28
\$1.5 B PERSONNEL SPENDING

DEFENSE CONTRACTS

By Type



By Service



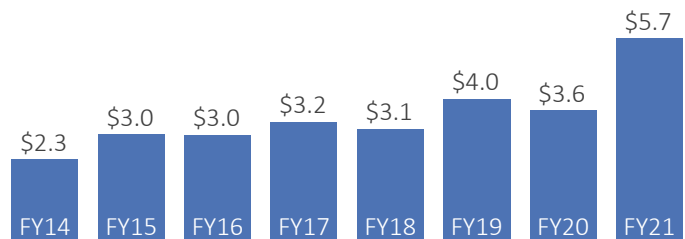
Top Defense Contractors

(M = millions, B = billions)

Eli Lilly and Co.	\$1.9 B
Rolls-Royce	\$1.0 B
Raytheon Technologies	\$469.1 M
AM General	\$326.6 M
ERAPSCO	\$171.2 M
SAIC	\$144.8 M
AmeriQual Group	\$138.0 M
ManTech TSG-2, JV	\$85.2 M
Calumet Shreveport Fuels	\$67.7 M
Allison Transmission	\$63.4 M

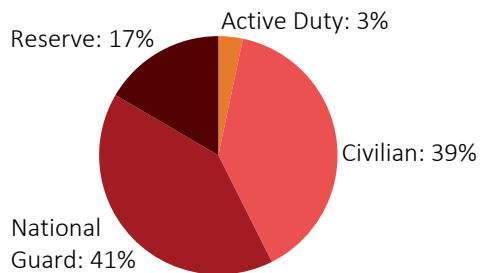
Contract Awards Performed

(By Fiscal Year, billions)



DEFENSE PERSONNEL

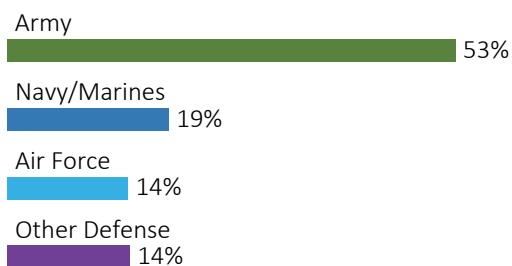
Allocations, By Type



\$1.5 BILLION
TOTAL PAYROLL

31,044
TOTAL PERSONNEL

Allocations, By Service



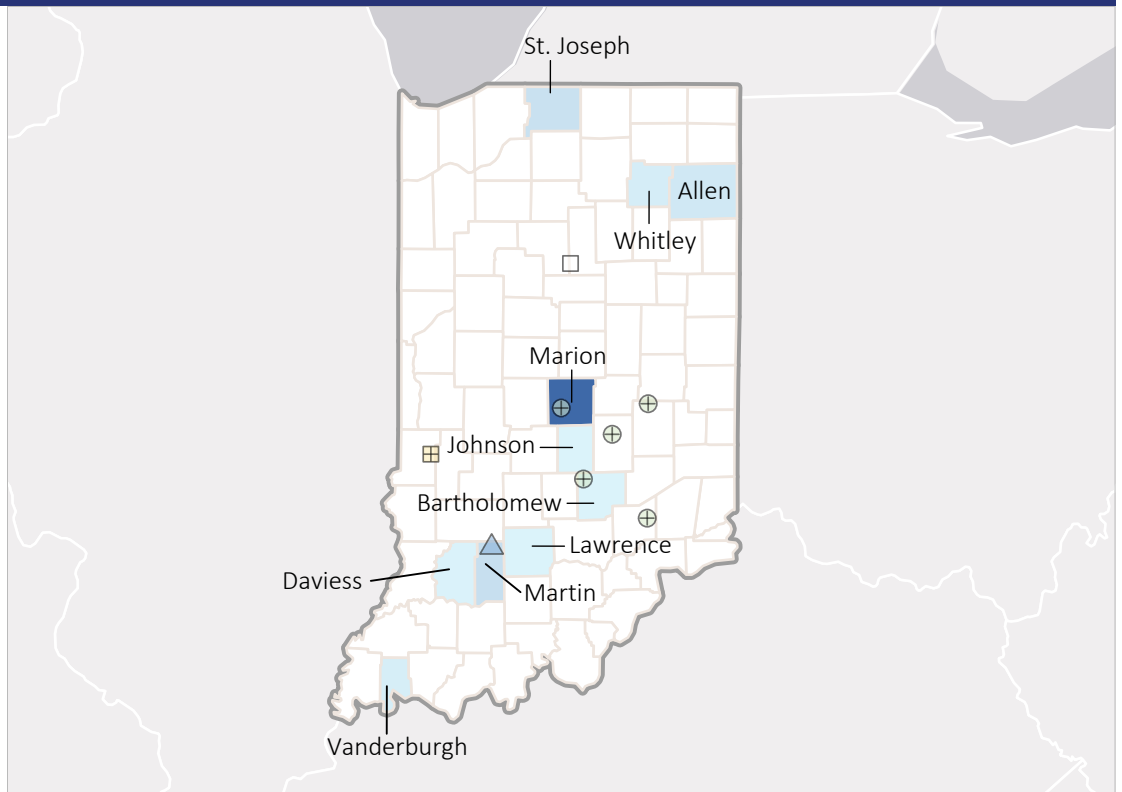
Top Defense Personnel Locations

County	Active Duty	Civilian	National Guard	Reserve	Total
Marion	337	5,481	2,368	1,388	9,574
Martin	69	4,986	0	0	5,055
Johnson	333	245	1,435	359	2,372
Miami	18	535	29	1,721	2,303
Allen	39	251	1,411	335	2,036
Vigo	23	155	944	159	1,281
Lake	ND	64	452	173	ND
St. Joseph	74	57	265	288	684
Tippecanoe	59	30	396	120	605
Vanderburgh	32	31	371	148	582

TOP DEFENSE CONTRACT SPENDING LOCATIONS

(M = millions, B = billions)

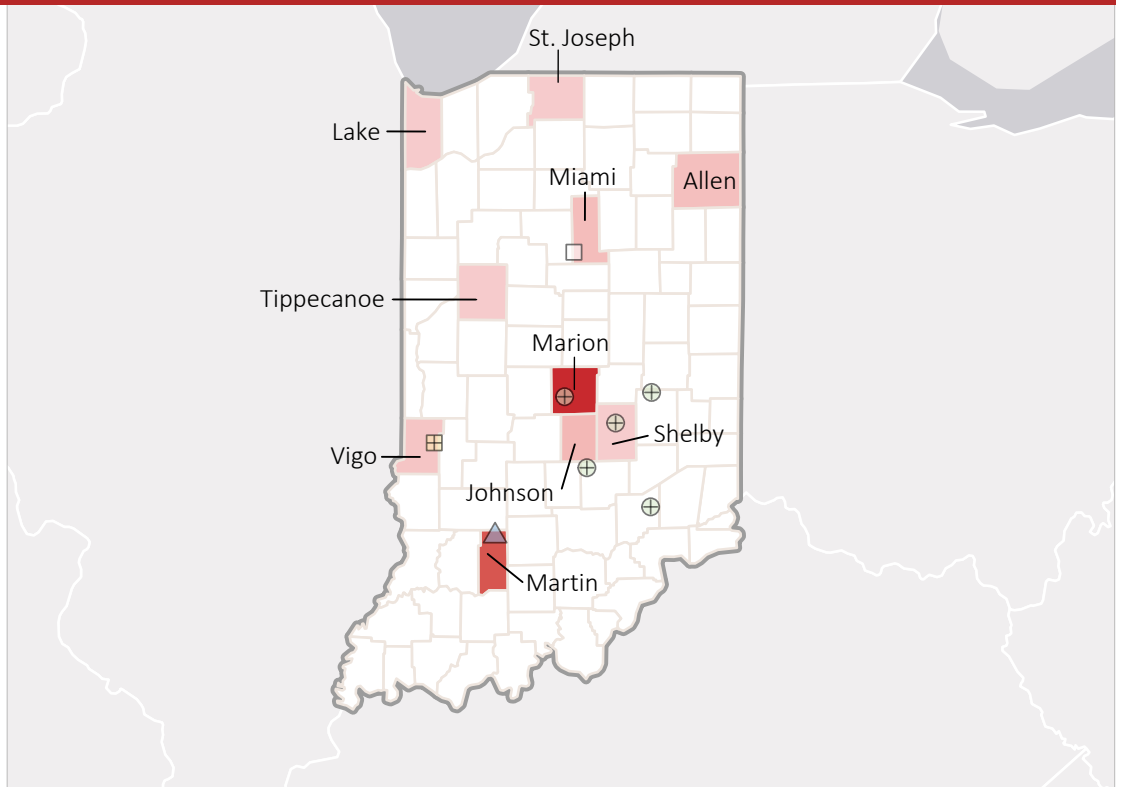
Marion	\$3.5 B
Martin	\$503.7 M
St. Joseph	\$459.5 M
Allen	\$286.7 M
Whitley	\$185.0 M
Vanderburgh	\$147.3 M
Daviess	\$54.7 M
Bartholomew	\$43.0 M
Lawrence	\$37.2 M
Johnson	\$37.2 M



TOP DEFENSE PERSONNEL SPENDING LOCATIONS

(M = millions)

Marion	\$584.1 M
Martin	\$453.7 M
Johnson	\$92.9 M
Miami	\$74.8 M
Allen	\$65.0 M
Vigo	\$42.9 M
St. Joseph	\$20.6 M
Tippecanoe	\$20.2 M
Lake	\$19.2 M
Shelby	\$16.3 M



■ AF Active
 AF Guard
 AF Reserve
 ● Army Active
 Army Guard
 Army Reserve
 ◆ MC Active
 ▲ Navy Active
 ✱ WHS