

# ILLINOIS

**#20**  
\$9.5 B SPENT IN STATE

**#46**  
1.0% OF STATE GDP

**1.7%**  
OF TOTAL U.S. DEFENSE SPENDING

**\$749**  
PER RESIDENT

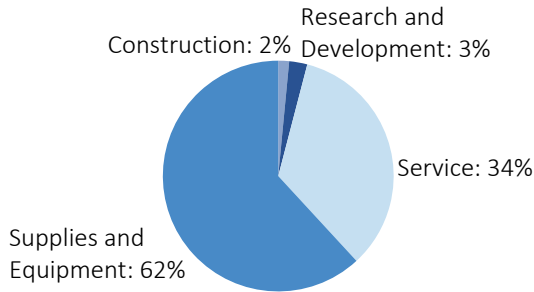
**#19**  
\$7.0 B CONTRACT SPENDING

**#15**  
58,960 NUMBER OF PERSONNEL

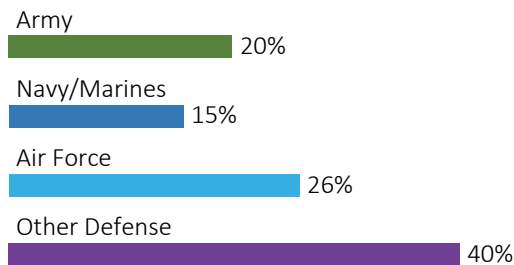
**#19**  
\$2.5 B PERSONNEL SPENDING

## DEFENSE CONTRACTS

### By Type



### By Service



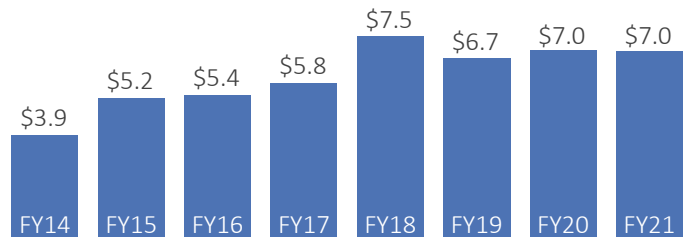
### Top Defense Contractors

(M = millions, B = billions)

|                     |           |
|---------------------|-----------|
| Northrop Grumman    | \$1.1 B   |
| BP                  | \$591.2 M |
| Cardinal Health     | \$517.9 M |
| W.S. Darley & Co.   | \$426.9 M |
| Omnicom Group, Inc. | \$329.1 M |
| SupplyCore          | \$250.8 M |
| Patriot Team        | \$245.9 M |
| DMS Pharmaceutical  | \$240.3 M |
| FedEx               | \$238.3 M |
| General Dynamics    | \$151.3 M |

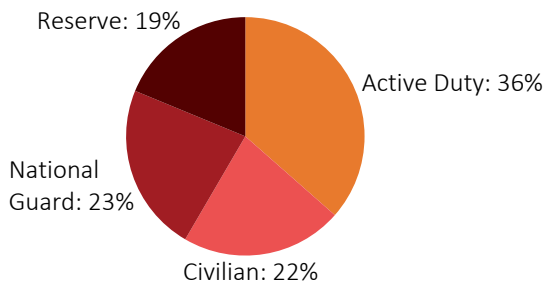
### Contract Awards Performed

(By Fiscal Year, billions)

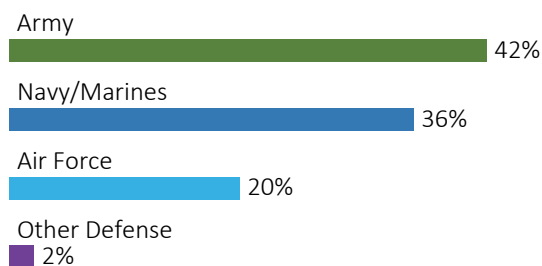


## DEFENSE PERSONNEL

### Allocations, By Type



### Allocations, By Service



**\$2.5 BILLION**  
TOTAL PAYROLL

**58,960**  
TOTAL PERSONNEL

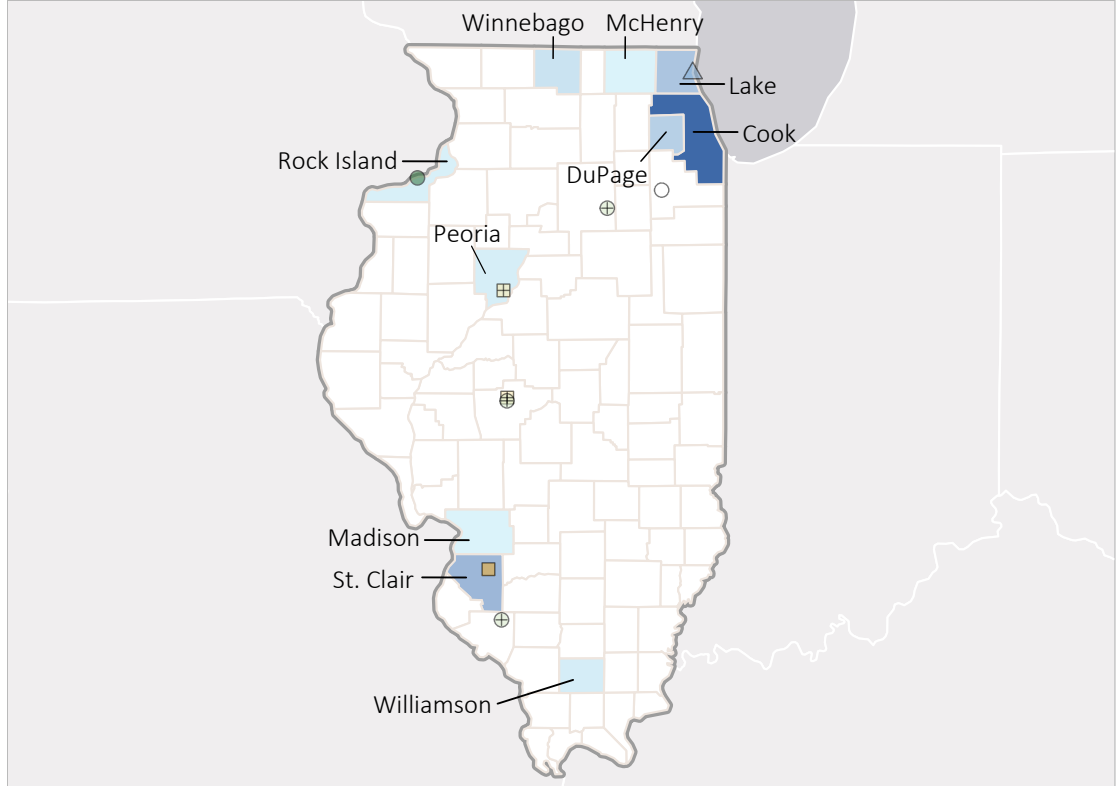
### Top Defense Personnel Locations

| County      | Active Duty | Civilian | National Guard | Reserve | Total  |
|-------------|-------------|----------|----------------|---------|--------|
| Lake        | 15,816      | 1,548    | 213            | 4,412   | 21,989 |
| St. Clair   | 4,582       | 4,206    | 1,076          | 1,711   | 11,575 |
| Rock Island | 365         | 4,333    | 381            | 431     | 5,510  |
| Cook        | 349         | 741      | 2,311          | 1,868   | 5,269  |
| Sangamon    | 54          | 555      | 2,151          | ND      | ND     |
| Peoria      | 45          | 385      | 1,773          | 483     | 2,686  |
| Will        | 11          | 78       | 97             | 614     | 800    |
| DuPage      | 115         | 142      | 0              | 463     | 720    |
| Champaign   | 24          | 319      | 276            | 87      | 706    |
| Winnebago   | 26          | 30       | 424            | 199     | 679    |

### TOP DEFENSE CONTRACT SPENDING LOCATIONS

(M = millions, B = billions)

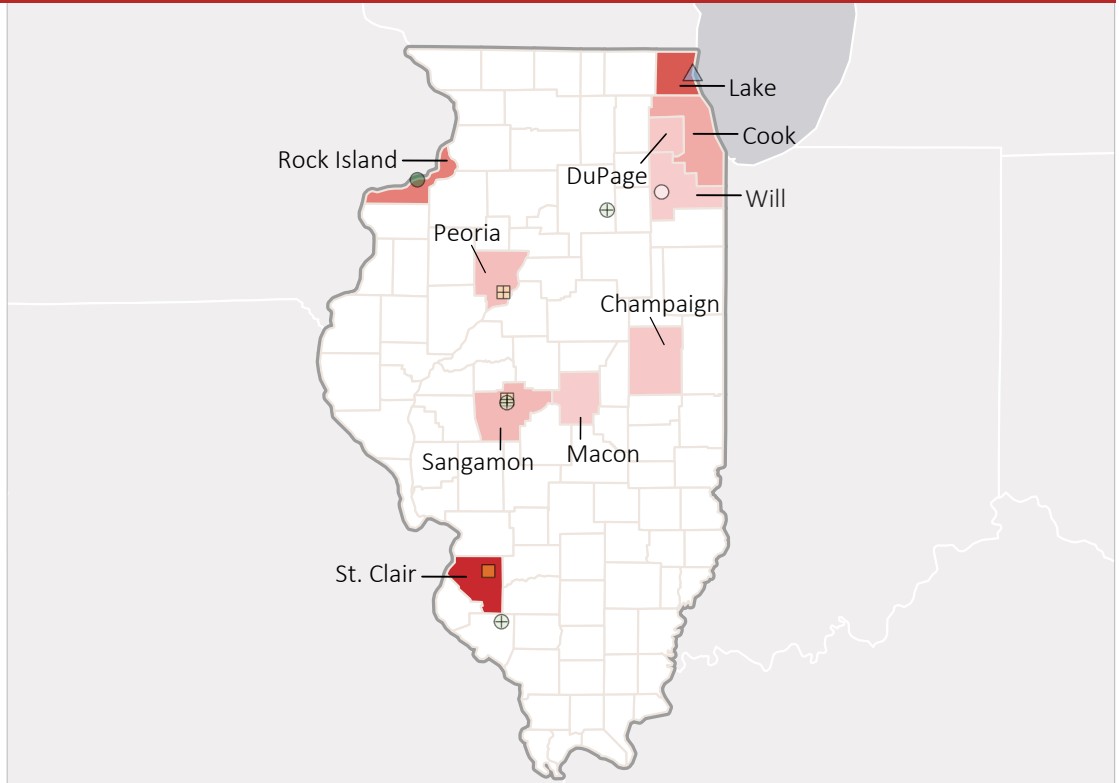
- Cook  
**\$3.0 B**
- St. Clair  
**\$1.3 B**
- Lake  
**\$964.2 M**
- DuPage  
**\$744.3 M**
- Winnebago  
**\$356.2 M**
- Williamson  
**\$141.4 M**
- Peoria  
**\$127.8 M**
- Rock Island  
**\$98.4 M**
- Madison  
**\$32.9 M**
- McHenry  
**\$30.5 M**



### TOP DEFENSE PERSONNEL SPENDING LOCATIONS

(M = millions)

- St. Clair  
**\$805.6 M**
- Lake  
**\$605.5 M**
- Rock Island  
**\$421.0 M**
- Cook  
**\$189.5 M**
- Sangamon  
**\$117.8 M**
- Peoria  
**\$88.5 M**
- DuPage  
**\$37.4 M**
- Champaign  
**\$37.3 M**
- Macon  
**\$16.1 M**
- Will  
**\$14.7 M**



■ AF Active  
 ■ AF Guard  
  AF Reserve  
 ● Army Active  
 ⊕ Army Guard  
 ○ Army Reserve  
 ◆ MC Active  
 ▲ Navy Active  
 ✱ WHS