

IDAHO

#47
\$0.7 B SPENT IN STATE

#49
0.7% OF STATE GDP

0.1%
OF TOTAL U.S. DEFENSE SPENDING

\$356
PER RESIDENT

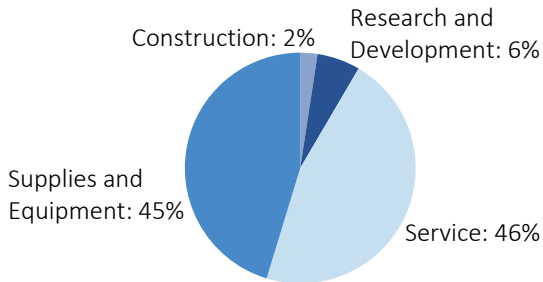
#50
\$0.2 B CONTRACT SPENDING

#44
10,753 NUMBER OF PERSONNEL

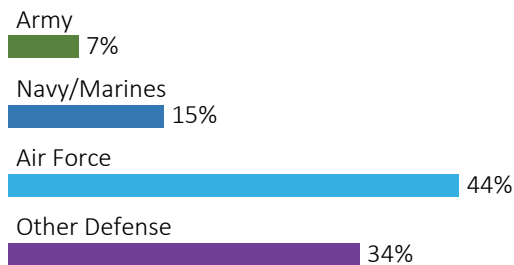
#44
\$0.5 B PERSONNEL SPENDING

DEFENSE CONTRACTS

By Type



By Service



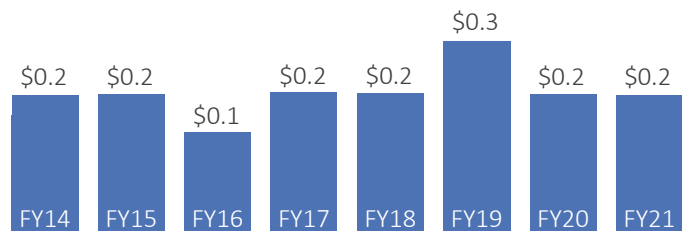
Top Defense Contractors

(M = millions)

Brad Hall & Associates	\$45.3 M
PKL Services	\$12.8 M
Bering Sea Environmental LLC	\$10.0 M
Lightforce	\$9.1 M
Tanadgusix Corp.	\$8.6 M
AERO Specialties	\$8.0 M
Milpower	\$7.3 M
Northcon, Inc.	\$6.9 M
General Dynamics	\$6.4 M
Power Engineers	\$6.0 M

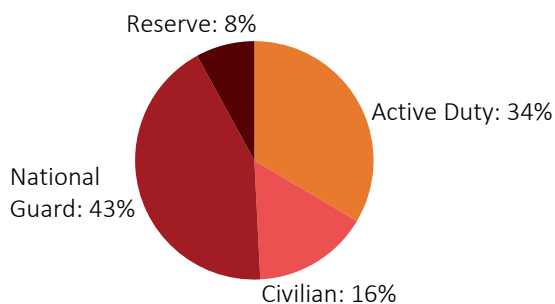
Contract Awards Performed

(By Fiscal Year, billions)



DEFENSE PERSONNEL

Allocations, By Type



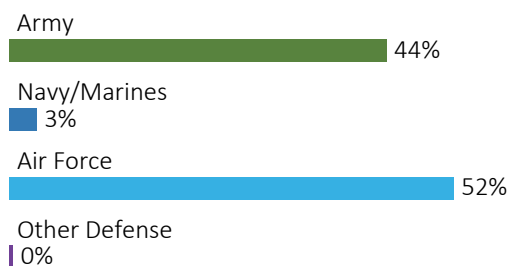
\$470.0 MILLION
TOTAL PAYROLL

10,753
TOTAL PERSONNEL

Top Defense Personnel Locations

County	Active Duty	Civilian	National Guard	Reserve	Total
Ada	75	971	2,856	559	4,461
Elmore	3,455	467	214	30	4,166
Kootenai	0	73	206	90	369
Bannock	ND	11	224	113	ND
Canyon	ND	ND	258	0	ND
Twin Falls	ND	ND	92	65	ND
Bonneville	21	17	105	0	143
Jerome	0	ND	128	0	ND
Clearwater	16	55	22	0	93
Cassia	0	0	77	0	77

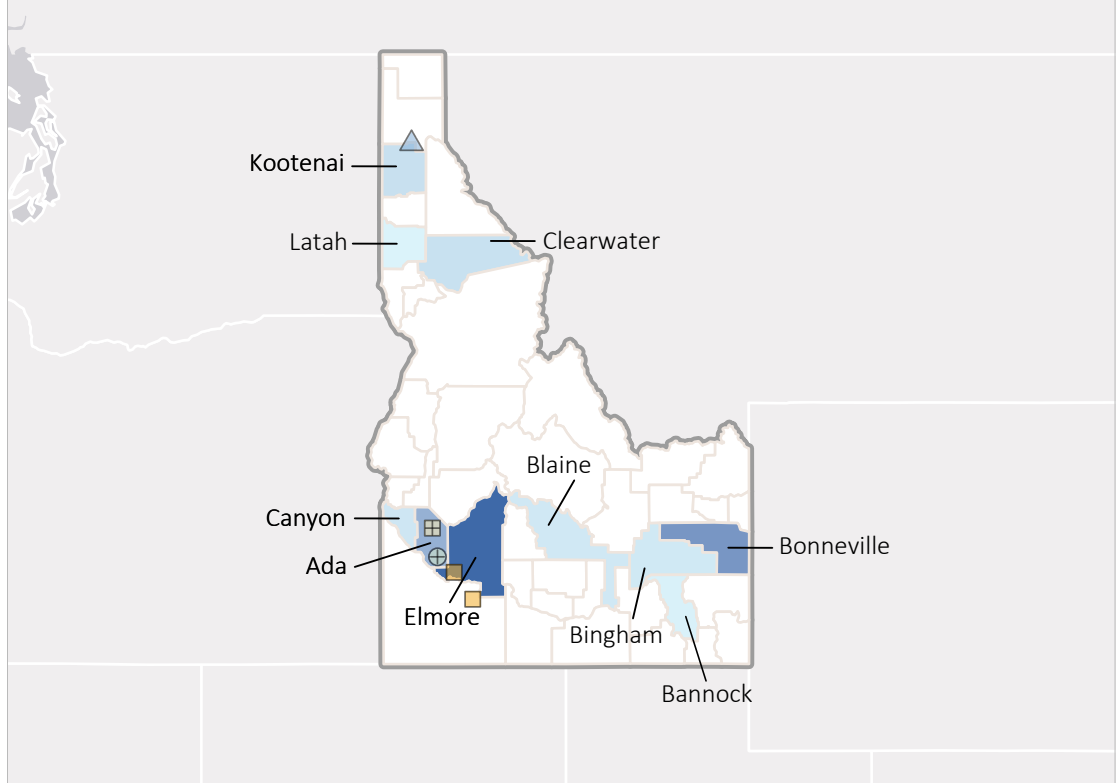
Allocations, By Service



TOP DEFENSE CONTRACT SPENDING LOCATIONS

(K = thousands, M = millions)

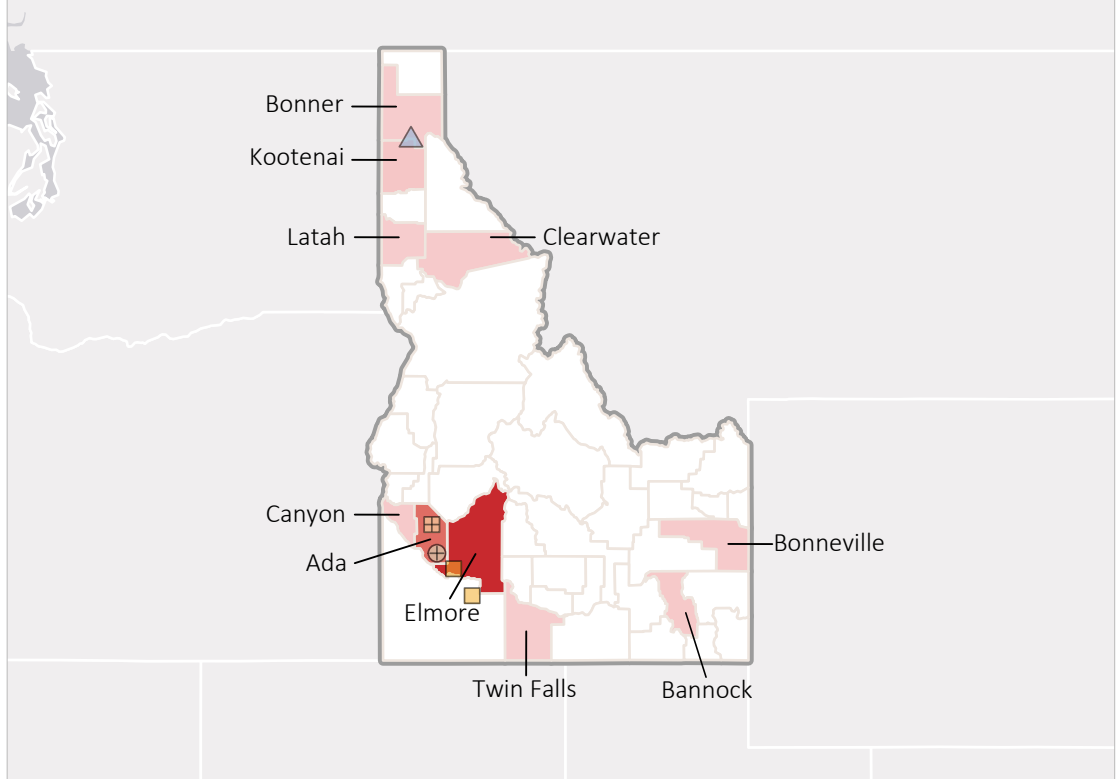
- Elmore
\$76.3 M
- Bonneville
\$50.1 M
- Ada
\$35.5 M
- Kootenai
\$10.2 M
- Clearwater
\$10.1 M
- Canyon
\$7.2 M
- Blaine
\$6.4 M
- Bingham
\$5.9 M
- Bannock
\$1.3 M
- Latah
\$567.6 K



TOP DEFENSE PERSONNEL SPENDING LOCATIONS

(M = millions)

- Elmore
\$248.1 M
- Ada
\$158.3 M
- Kootenai
\$12.3 M
- Bannock
\$8.4 M
- Canyon
\$7.2 M
- Clearwater
\$5.7 M
- Bonneville
\$5.6 M
- Twin Falls
\$3.5 M
- Bonner
\$3.5 M
- Latah
\$3.0 M



■ AF Active
 ■ AF Guard
 AF Reserve
 ● Army Active
 Army Guard
 Army Reserve
 ◆ MC Active
 ▲ Navy Active
 ✱ WHS