

IOWA

#37
\$2.6 B SPENT IN STATE

#39
1.1% OF STATE GDP

0.5%
OF TOTAL U.S. DEFENSE SPENDING

\$805
PER RESIDENT

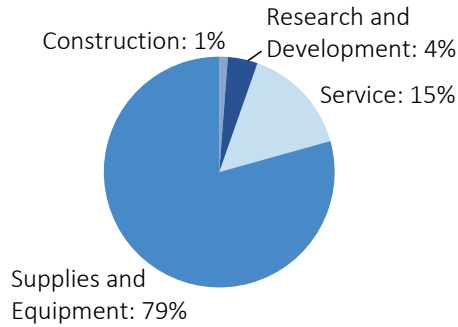
#31
\$2.1 B CONTRACT SPENDING

#40
13,155 NUMBER OF PERSONNEL

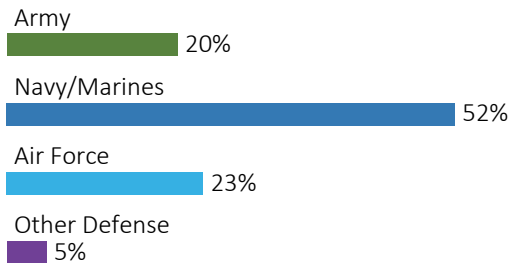
#45
\$0.4 B PERSONNEL SPENDING

DEFENSE CONTRACTS

By Type



By Service



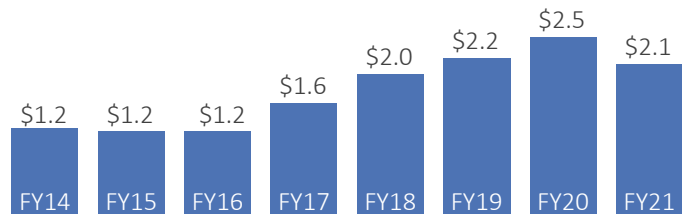
Top Defense Contractors

(M = millions, B = billions)

Raytheon Technologies	\$1.1 B
BAE Systems/Raytheon Technologies	\$310.0 M
Lockheed Martin	\$199.0 M
American Ordnance	\$120.0 M
Eaton Corp.	\$38.1 M
BAE Systems	\$35.5 M
Dexter Apache Holdings, Inc.	\$30.4 M
AI Convoy Holdco Limited	\$26.1 M
Alliant Techsystems Operations	\$19.3 M
Carver Pump Co.	\$18.4 M

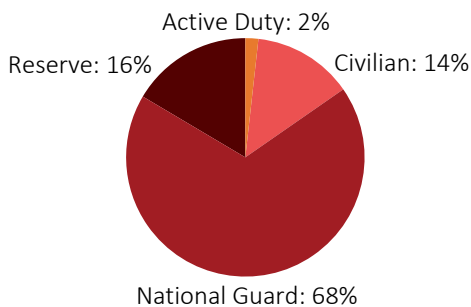
Contract Awards Performed

(By Fiscal Year, billions)




DEFENSE PERSONNEL

Allocations, By Type



Allocations, By Service



\$444.3 MILLION
TOTAL PAYROLL

13,155
TOTAL PERSONNEL

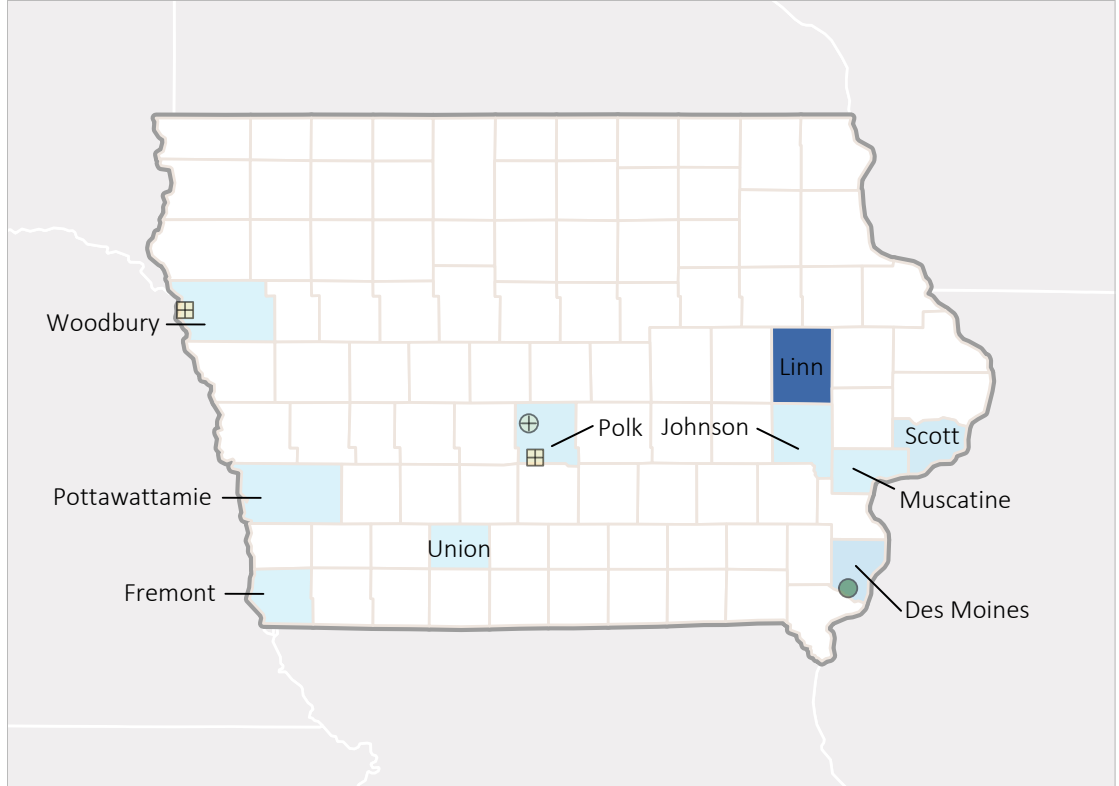
Top Defense Personnel Locations

County	Active Duty	Civilian	National Guard	Reserve	Total
Polk	102	787	3,281	757	4,927
Woodbury	ND	284	1,140	62	ND
Scott	ND	189	451	301	ND
Linn	ND	115	305	354	ND
Black Hawk	29	72	369	87	557
Johnson	44	32	418	ND	ND
Boone	0	65	420	0	485
Dallas	ND	0	80	254	ND
Pottawattamie	0	17	236	66	319
Dubuque	ND	32	148	123	ND

TOP DEFENSE CONTRACT SPENDING LOCATIONS

(M = millions, B = billions)

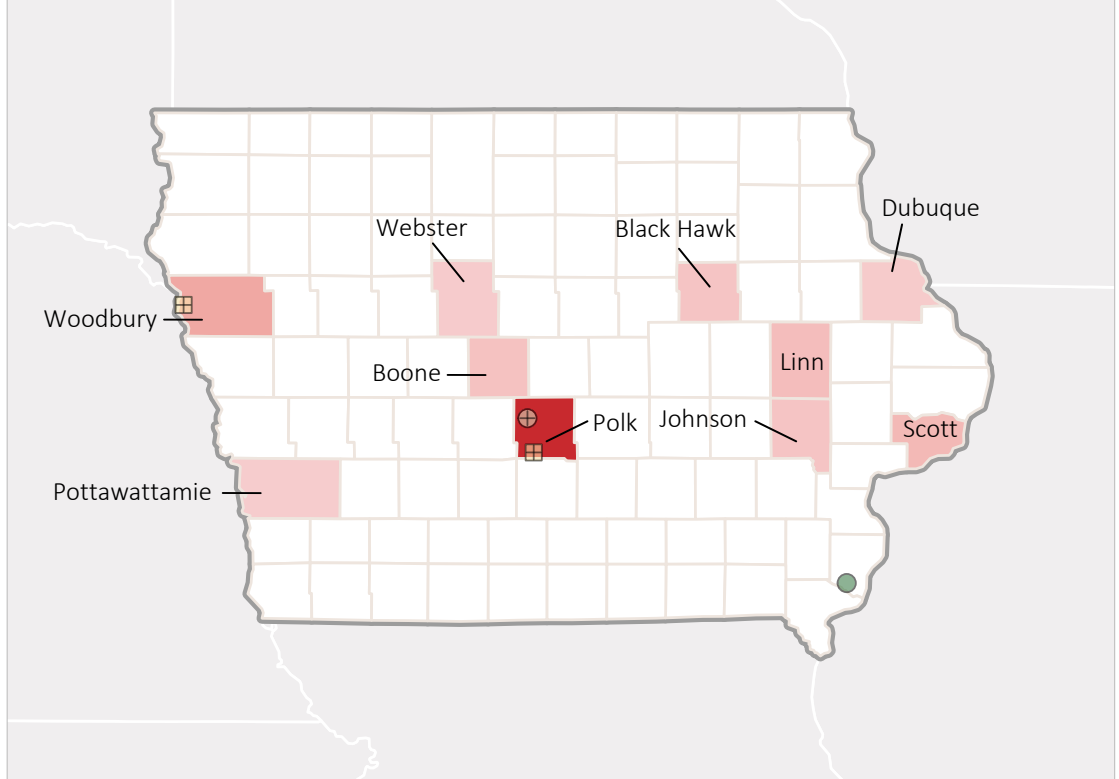
Linn	\$1.7 B
Des Moines	\$152.6 M
Scott	\$103.1 M
Polk	\$44.2 M
Johnson	\$37.5 M
Muscatine	\$31.9 M
Pottawattamie	\$15.5 M
Woodbury	\$12.0 M
Fremont	\$11.0 M
Union	\$9.7 M



TOP DEFENSE PERSONNEL SPENDING LOCATIONS

(M = millions)

Polk	\$190.1 M
Woodbury	\$52.1 M
Scott	\$31.2 M
Linn	\$25.2 M
Boone	\$19.8 M
Black Hawk	\$17.2 M
Johnson	\$17.2 M
Dubuque	\$9.1 M
Webster	\$8.5 M
Pottawattamie	\$7.2 M



■ AF Active
 AF Guard
 AF Reserve
 ● Army Active
 Army Guard
 Army Reserve
 ◆ MC Active
 ▲ Navy Active
 * WHS