

FLORIDA

#5
\$30.1 B SPENT IN STATE

#20
2.3% OF STATE GDP

5.4%
OF TOTAL U.S. DEFENSE SPENDING

\$1,384
PER RESIDENT

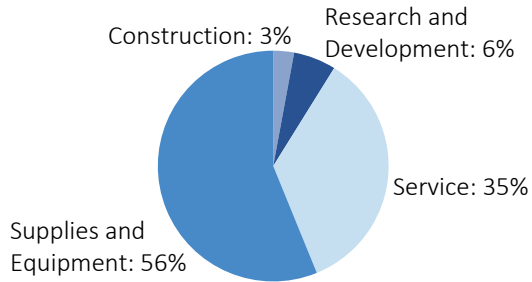
#5
\$21.7 B CONTRACT SPENDING

#5
135,855 NUMBER OF PERSONNEL

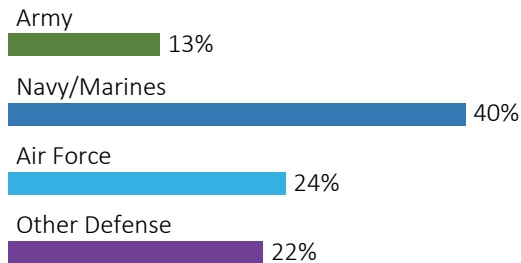
#4
\$8.4 B PERSONNEL SPENDING

DEFENSE CONTRACTS

By Type



By Service



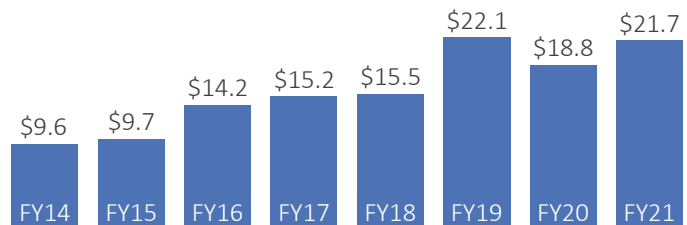
Top Defense Contractors

(M = millions, B = billions)

Lockheed Martin	\$6.3 B
Abbott Laboratories	\$1.7 B
Northrop Grumman	\$1.4 B
L3Harris Technologies	\$476.9 M
Leonardo SpA	\$435.7 M
Crowley	\$413.2 M
Raytheon Technologies	\$368.6 M
General Dynamics	\$359.3 M
Jacobs	\$273.2 M
Sierra Nevada Corp.	\$204.5 M

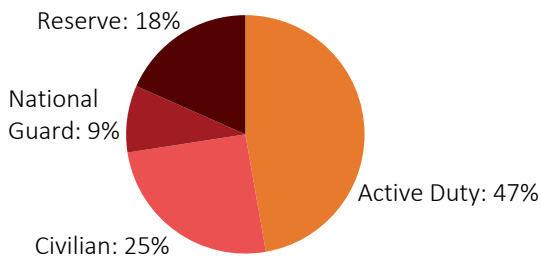
Contract Awards Performed

(By Fiscal Year, billions)



DEFENSE PERSONNEL

Allocations, By Type



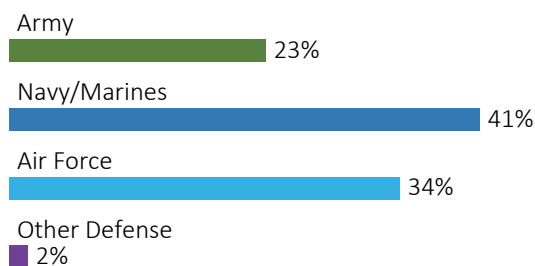
\$ 8.4 BILLION
TOTAL PAYROLL

135,855
TOTAL PERSONNEL

Top Defense Personnel Locations

County	Active Duty	Civilian	National Guard	Reserve	Total
Okaloosa	18,720	7,677	121	2,448	28,966
Duval	13,598	9,092	1,988	4,073	28,751
Escambia	12,274	2,584	179	1,004	16,041
Hillsborough	5,922	2,894	479	4,498	13,793
Miami-Dade	1,129	1,361	323	3,790	6,603
Bay	2,652	3,006	539	237	6,434
Orange	269	2,471	362	3,101	6,203
Brevard	1,628	2,594	388	1,352	5,962
Pinellas	78	361	802	1,025	2,266
Palm Beach	73	237	388	1,103	1,801

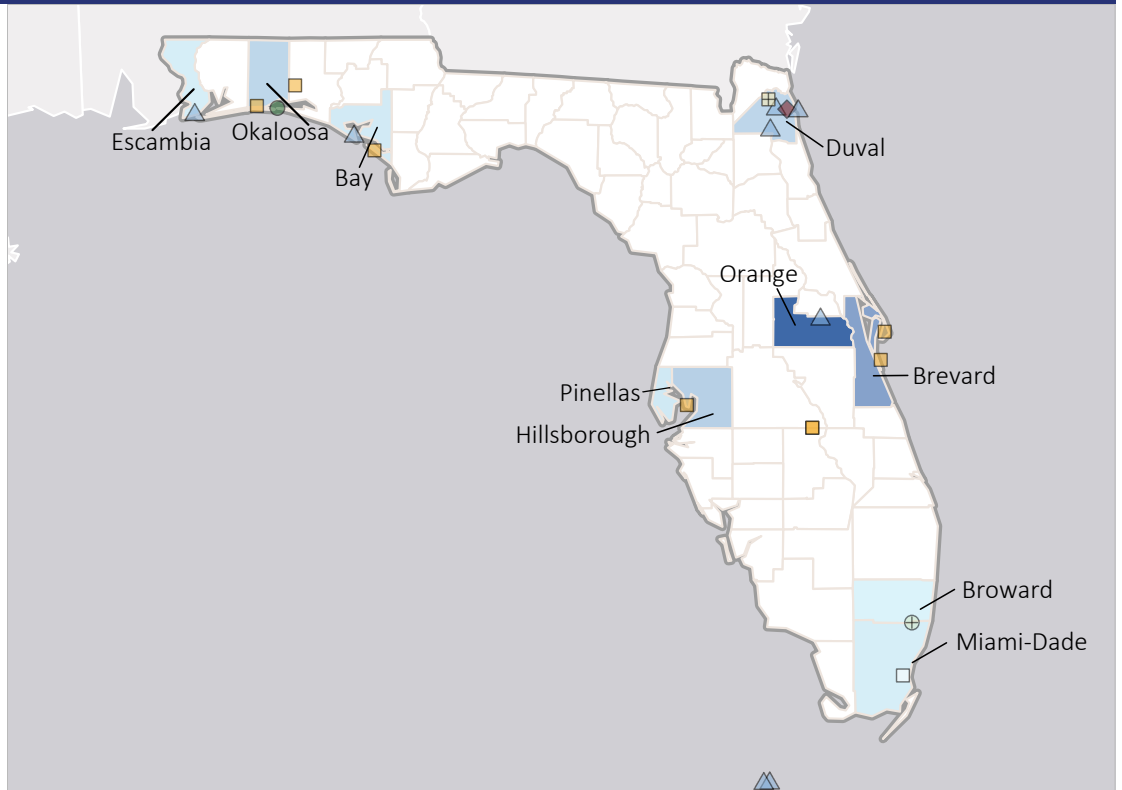
Allocations, By Service



TOP DEFENSE CONTRACT SPENDING LOCATIONS

(M = millions, B = billions)

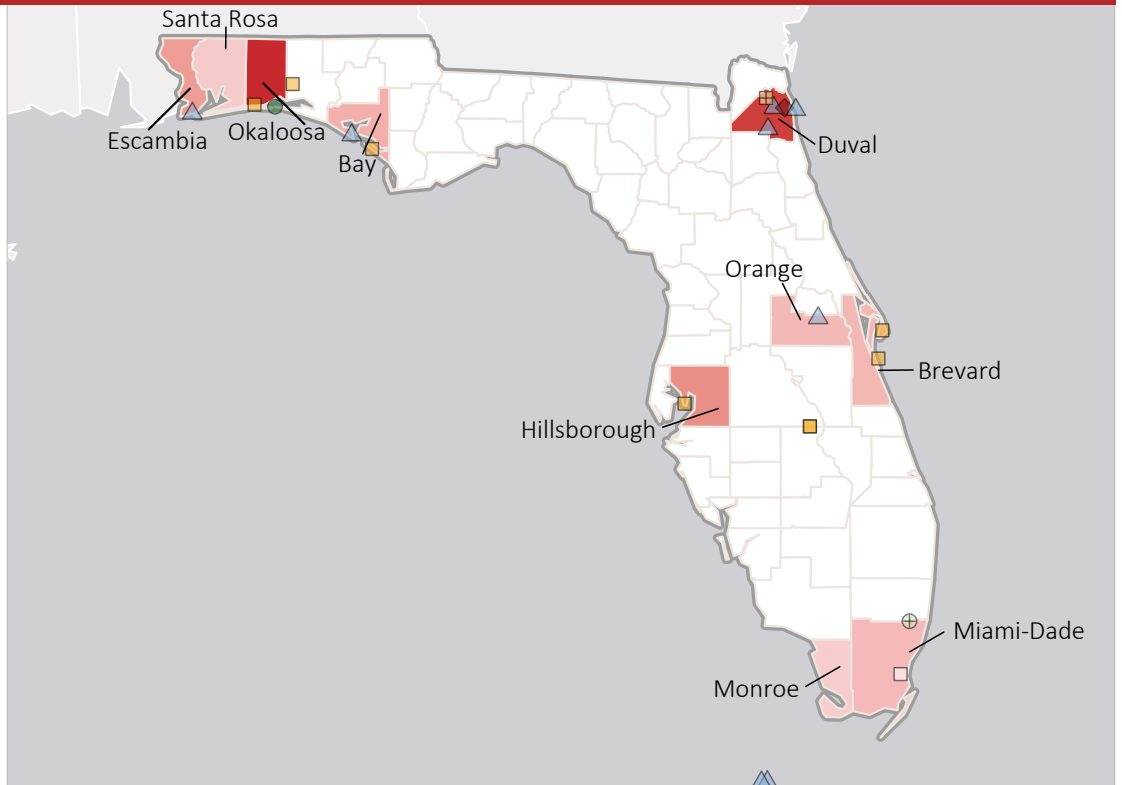
- Orange
\$7.7 B
- Brevard
\$4.5 B
- Hillsborough
\$2.0 B
- Duval
\$1.7 B
- Okaloosa
\$1.7 B
- Pinellas
\$767.6 M
- Bay
\$698.2 M
- Miami-Dade
\$479.3 M
- Escambia
\$467.4 M
- Broward
\$240.4 M



TOP DEFENSE PERSONNEL SPENDING LOCATIONS

(M = millions, B = billions)

- Okaloosa
\$2.1 B
- Duval
\$1.9 B
- Hillsborough
\$926.4 M
- Escambia
\$754.1 M
- Bay
\$502.6 M
- Brevard
\$395.7 M
- Orange
\$360.7 M
- Miami-Dade
\$356.0 M
- Santa Rosa
\$129.7 M
- Monroe
\$106.1 M



■ AF Active
 ■ AF Guard
 AF Reserve
 ● Army Active
 ● Army Guard
 Army Reserve
 ◆ MC Active
 ▲ Navy Active
 * WHS