

DELAWARE

#44
\$1.0 B SPENT IN STATE

#40
1.1% OF STATE GDP

0.2%
OF TOTAL U.S. DEFENSE SPENDING

\$947
PER RESIDENT

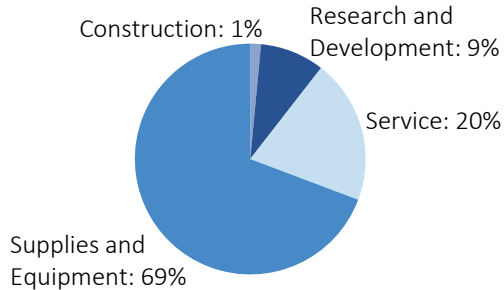
#45
\$0.5 B CONTRACT SPENDING

#45
10,303 NUMBER OF PERSONNEL

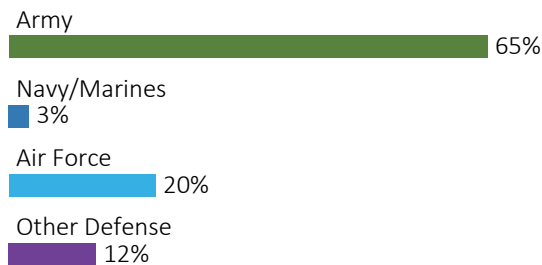
#43
\$0.5 B PERSONNEL SPENDING

DEFENSE CONTRACTS

By Type



By Service



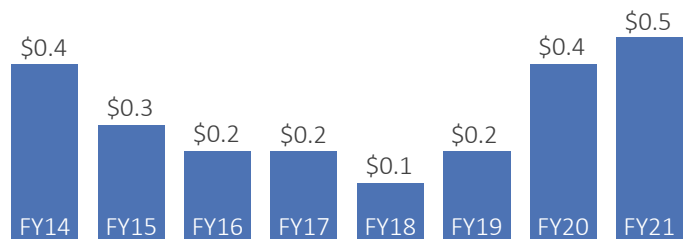
Top Defense Contractors

(M = millions)

AstraZeneca PLC	\$287.1 M
SNA International	\$19.9 M
Custom Mechanical Systems Corp.	\$17.0 M
Phase Sensitive Innovations	\$12.2 M
Caesar Rodney School District	\$10.2 M
Frontier Technologies, Inc.	\$9.1 M
Transcontinental Airways Corp.	\$7.5 M
Greenwich Aerogroup, Inc.	\$7.1 M
Benaka, Inc.	\$6.8 M
W. L. Gore & Associates, Inc.	\$5.8 M

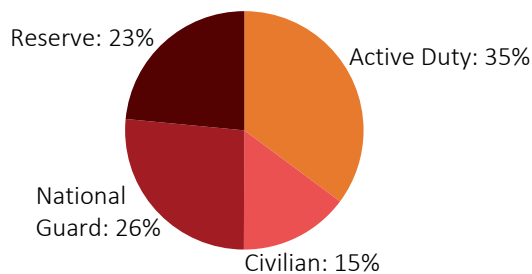
Contract Awards Performed

(By Fiscal Year, billions)



DEFENSE PERSONNEL

Allocations, By Type



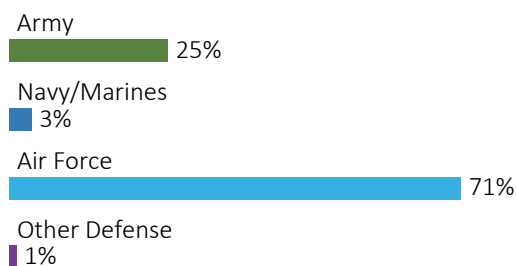
\$476.2 MILLION
TOTAL PAYROLL

10,303
TOTAL PERSONNEL

Top Defense Personnel Locations

County	Active Duty	Civilian	National Guard	Reserve	Total
Kent	3,567	1,058	149	1,759	6,533
New Castle	44	448	2,063	602	3,157
Sussex	0	29	514	58	601

Allocations, By Service



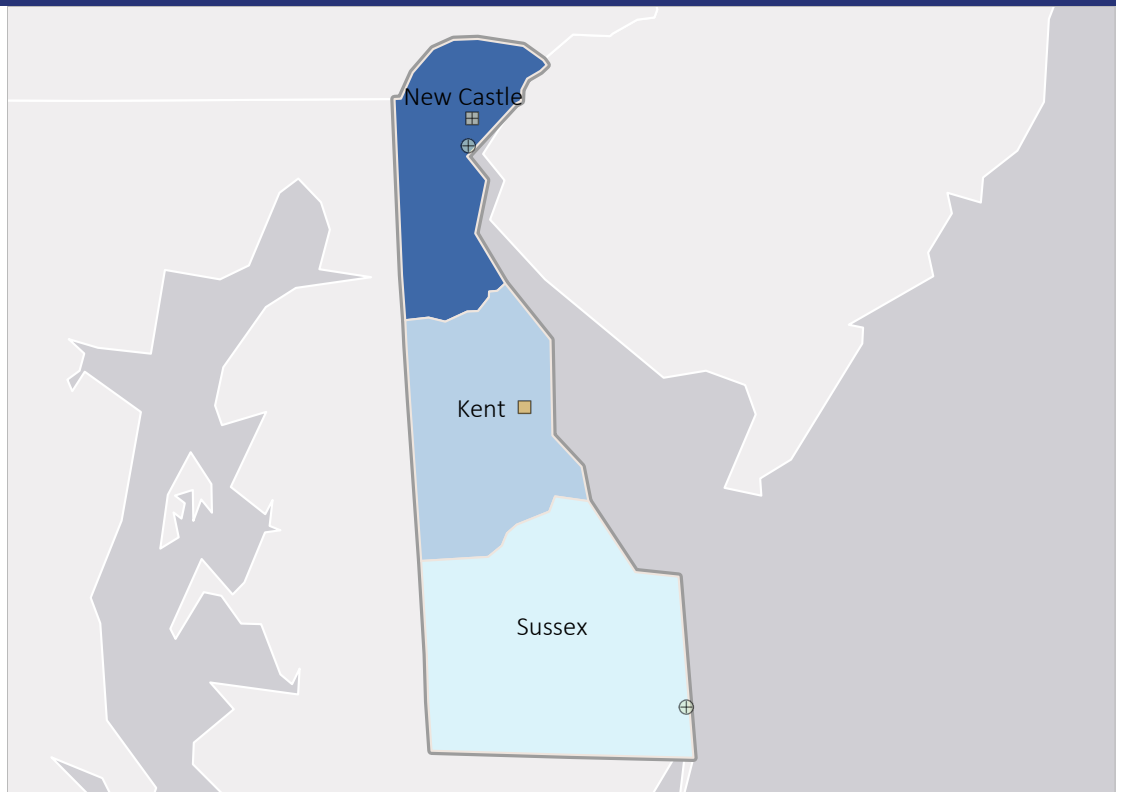
TOP DEFENSE CONTRACT SPENDING LOCATIONS

(M = millions)

New Castle
\$374.5 M

Kent
\$93.2 M

Sussex
\$5.8 M



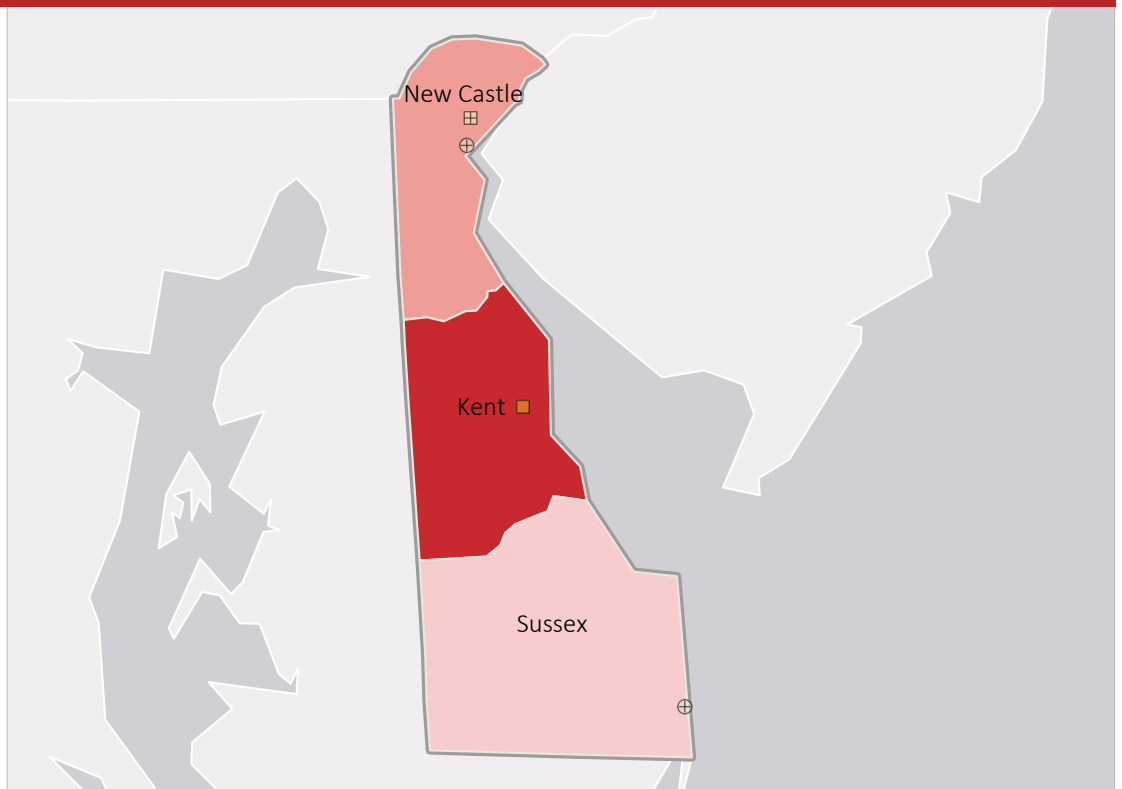
TOP DEFENSE PERSONNEL SPENDING LOCATIONS

(M = millions)

Kent
\$342.7 M

New Castle
\$118.6 M

Sussex
\$13.7 M



■ AF Active
 ■ AF Guard
 AF Reserve
 ● Army Active
 ⊕ Army Guard
 ○ Army Reserve
 ◆ MC Active
 ▲ Navy Active
 ✱ WHS