

CONNECTICUT

#8
\$19.3 B SPENT IN STATE

#4
6.2% OF STATE GDP

3.4%
OF TOTAL U.S. DEFENSE SPENDING

\$5,347
PER RESIDENT

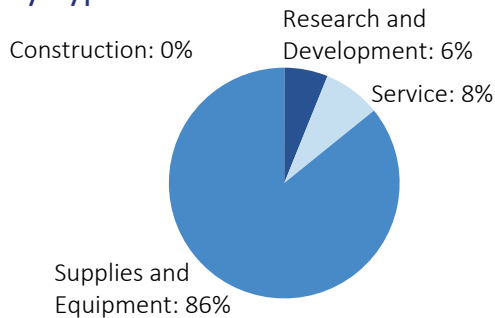
#7
\$18.4 B CONTRACT SPENDING

#38
15,939 NUMBER OF PERSONNEL

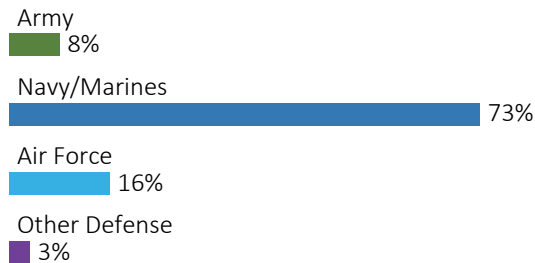
#36
\$0.9 B PERSONNEL SPENDING

DEFENSE CONTRACTS

By Type



By Service



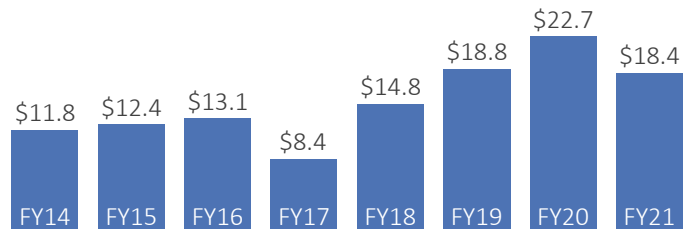
Top Defense Contractors

(M = millions, B = billions)

General Dynamics	\$8.7 B
Lockheed Martin	\$4.7 B
Raytheon Technologies	\$3.9 B
MB Aerospace East Granby LP	\$46.4 M
Sonalysts	\$45.5 M
Murray Benjamin Electric Co. LP	\$44.8 M
Gartner	\$43.9 M
Kaman Corp.	\$39.7 M
Emprise Corp.	\$38.0 M
Hartford Provision Co.	\$34.5 M

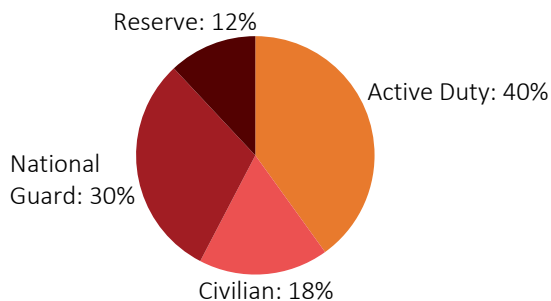
Contract Awards Performed

(By Fiscal Year, billions)

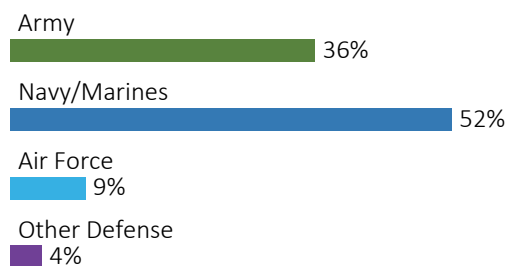


DEFENSE PERSONNEL

Allocations, By Type



Allocations, By Service



\$875.2 MILLION
TOTAL PAYROLL

15,939
TOTAL PERSONNEL

Top Defense Personnel Locations

County	Active Duty	Civilian	National Guard	Reserve	Total
New London	4,451	1,590	1,096	360	7,497
Hartford	87	843	2,216	537	3,683
Middlesex	ND	77	610	416	ND
New Haven	75	70	501	267	913
Fairfield	12	198	245	329	784
Tolland	46	ND	36	0	ND
Litchfield	0	14	0	0	14
Windham	0	ND	0	0	ND

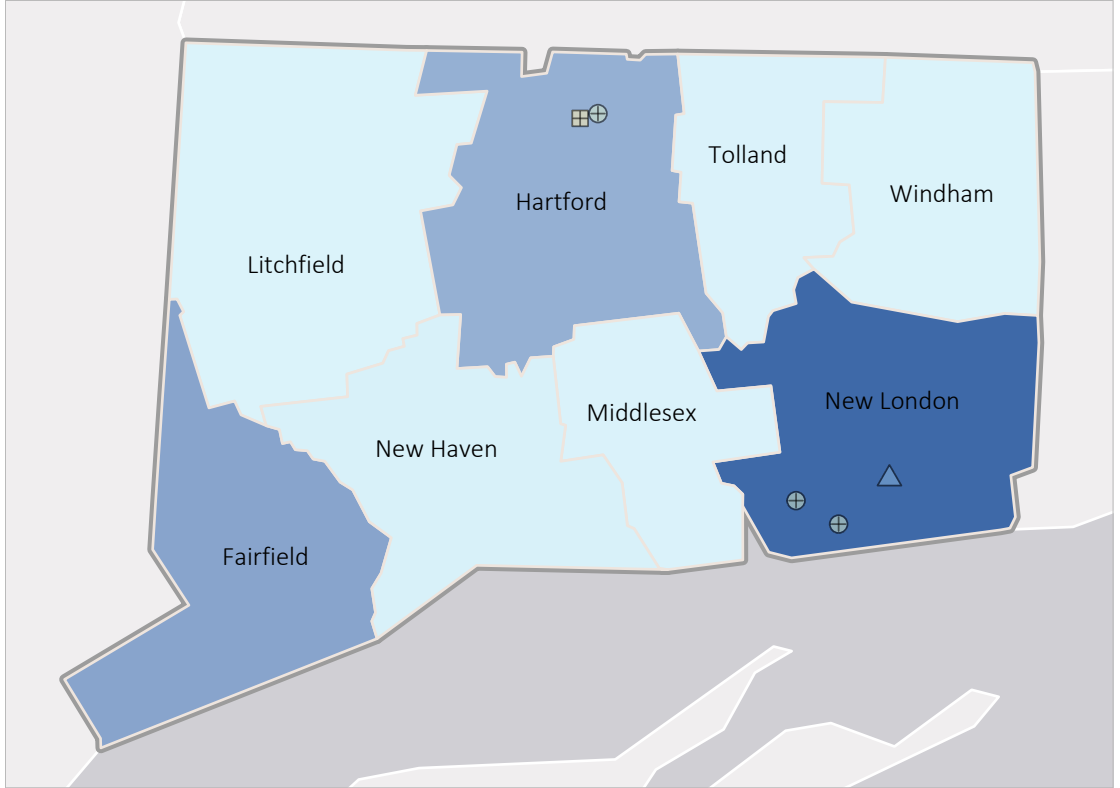
CONNECTICUT

FISCAL YEAR 2021

TOP DEFENSE CONTRACT SPENDING LOCATIONS

(M = millions, B = billions)

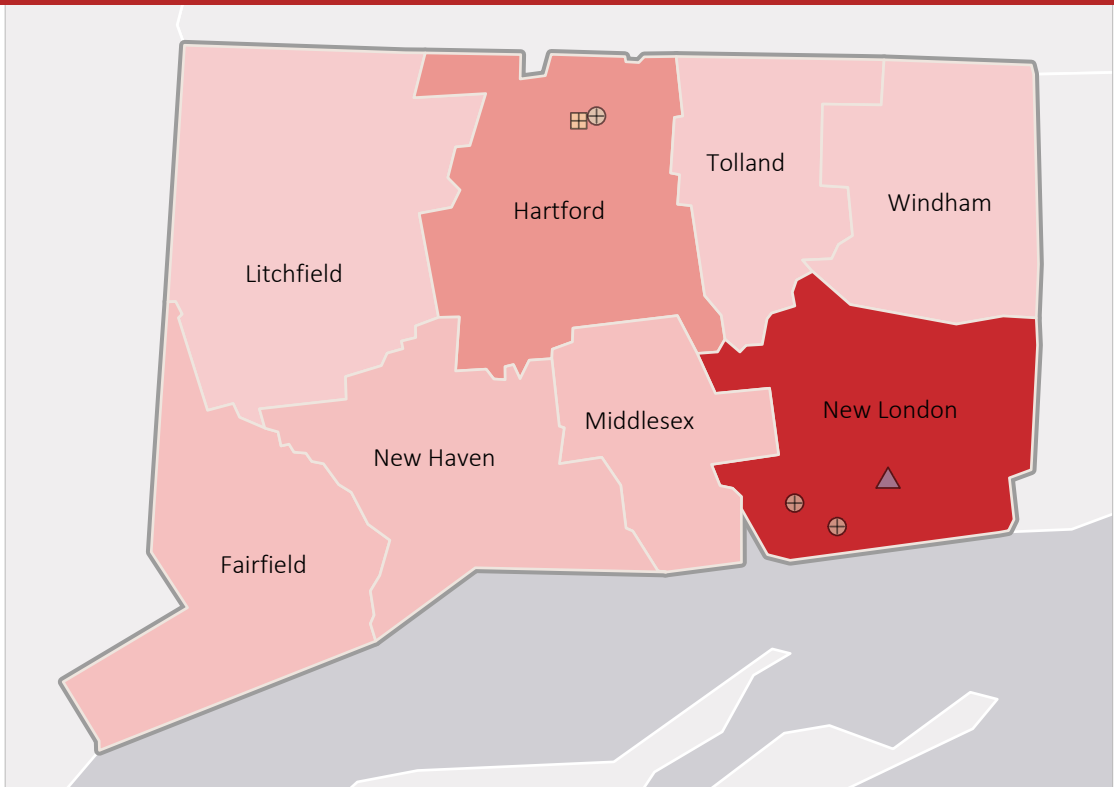
- New London
\$8.9 B
- Fairfield
\$5.0 B
- Hartford
\$4.2 B
- New Haven
\$153.0 M
- Middlesex
\$50.5 M
- Tolland
\$41.6 M
- Litchfield
\$14.7 M
- Windham
\$4.1 M



TOP DEFENSE PERSONNEL SPENDING LOCATIONS

(K = thousands, M = millions)

- New London
\$457.2 M
- Hartford
\$165.7 M
- New Haven
\$38.4 M
- Middlesex
\$37.4 M
- Fairfield
\$36.9 M
- Tolland
\$4.1 M
- Litchfield
\$850.5 K
- Windham
\$546.3 K



■ AF Active
 ■ AF Guard
 □ AF Reserve
 ● Army Active
 ⊕ Army Guard
 ○ Army Reserve
 ◆ MC Active
 ▲ Navy Active
 ✱ WHS