

COLORADO

#15
\$12.4 B SPENT IN STATE

#16
2.8% OF STATE GDP

2.2%
OF TOTAL U.S. DEFENSE SPENDING

\$2,138
PER RESIDENT

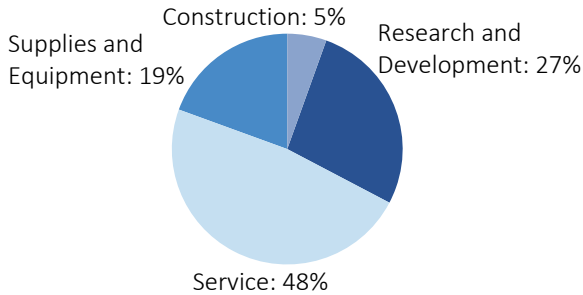
#15
\$8.4 B CONTRACT SPENDING

#11
64,103 NUMBER OF PERSONNEL

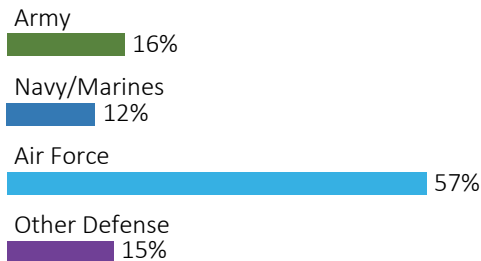
#10
\$4.0 B PERSONNEL SPENDING

DEFENSE CONTRACTS

By Type



By Service



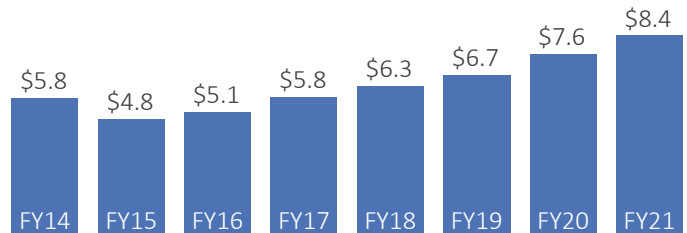
Top Defense Contractors

(M = millions, B = billions)

Lockheed Martin	\$2.3 B
United Launch Alliance	\$632.9 M
Sierra Nevada Corp.	\$463.7 M
Raytheon Technologies	\$389.0 M
L3Harris Technologies	\$362.8 M
Jacobs	\$280.2 M
Bechtel Group	\$274.2 M
Peraton Corp.	\$190.3 M
Ball Corp.	\$166.4 M
M.C. Dean, Inc.	\$159.3 M

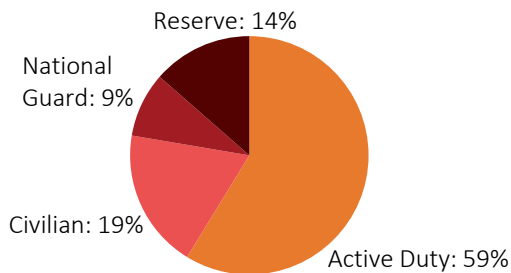
Contract Awards Performed

(By Fiscal Year, billions)

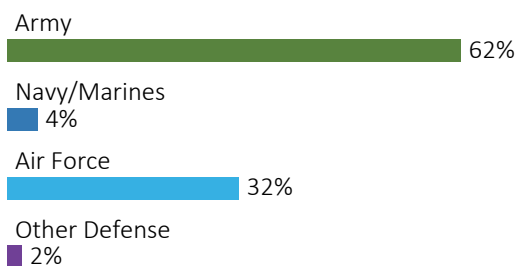


DEFENSE PERSONNEL

Allocations, By Type



Allocations, By Service



\$4.0 BILLION
TOTAL PAYROLL

64,103
TOTAL PERSONNEL

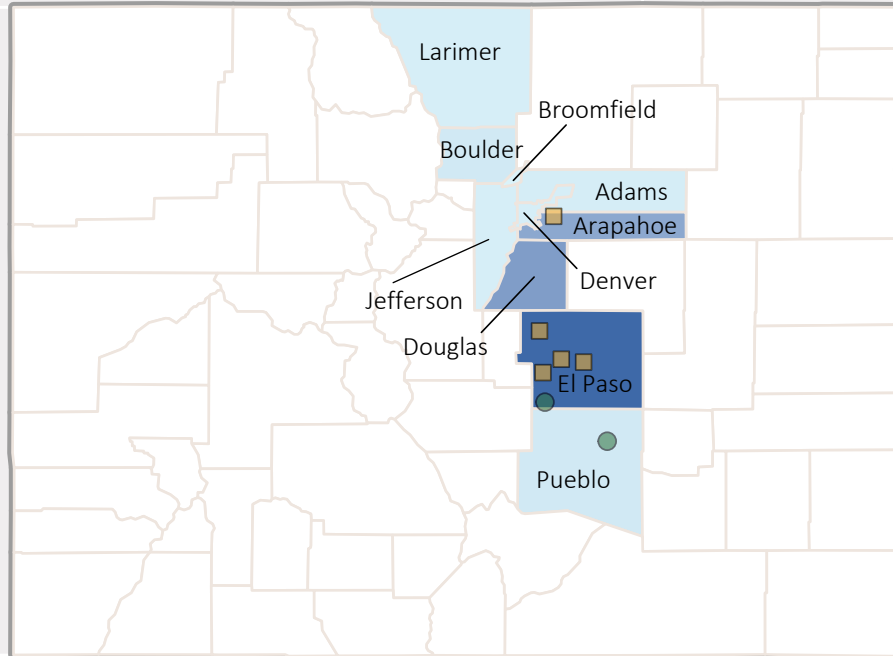
Top Defense Personnel Locations

County	Active Duty	Civilian	National Guard	Reserve	Total
El Paso	34,419	9,103	1,072	4,758	49,352
Arapahoe	2,561	1,459	2,470	1,789	8,279
Denver	382	287	457	572	1,698
Adams	ND	99	337	1,012	ND
Weld	ND	102	633	128	ND
Jefferson	58	231	0	425	714
Pueblo	15	426	152	0	593
Boulder	83	62	79	ND	ND
Montrose	0	0	138	0	138
Mesa	19	22	93	0	134

TOP DEFENSE CONTRACT SPENDING LOCATIONS

(M = millions, B = billions)

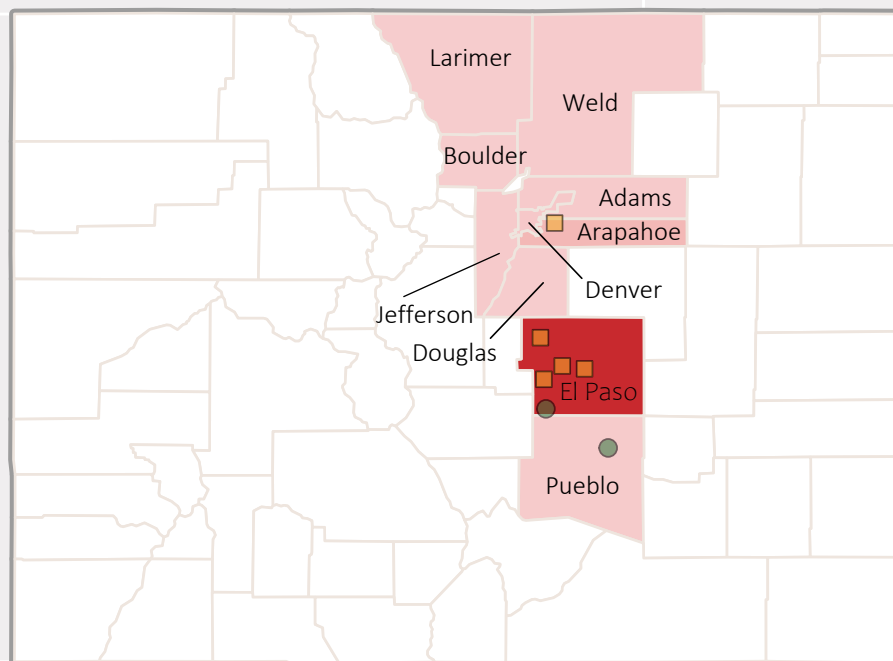
- El Paso
\$3.1 B
- Douglas
\$1.9 B
- Arapahoe
\$1.7 B
- Boulder
\$311.7 M
- Pueblo
\$308.5 M
- Adams
\$230.3 M
- Jefferson
\$209.5 M
- Denver
\$209.4 M
- Larimer
\$197.0 M
- Broomfield
\$102.0 M



TOP DEFENSE PERSONNEL SPENDING LOCATIONS

(M = millions, B = billions)

- El Paso
\$3.3 B
- Arapahoe
\$453.5 M
- Denver
\$86.5 M
- Adams
\$48.7 M
- Jefferson
\$39.3 M
- Pueblo
\$35.9 M
- Weld
\$29.7 M
- Boulder
\$13.2 M
- Douglas
\$8.6 M
- Larimer
\$6.0 M



■ AF Active
 ■ AF Guard
 AF Reserve
 ● Army Active
 ⊕ Army Guard
 Army Reserve
 ◆ MC Active
 ▲ Navy Active
 * WHS