

ALABAMA

#11
\$15.7 B SPENT IN STATE

#6
6.1% OF STATE GDP

2.8%
OF TOTAL U.S. DEFENSE SPENDING

\$3,123
PER RESIDENT

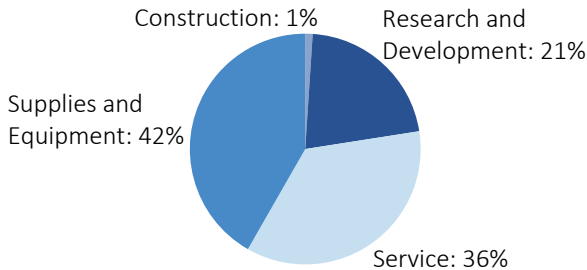
#11
\$12.2 B CONTRACT SPENDING

#18
51,606 NUMBER OF PERSONNEL

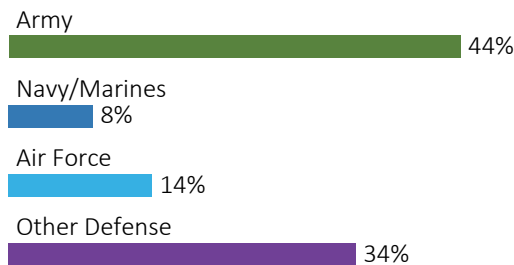
#12
\$3.5 B PERSONNEL SPENDING

DEFENSE CONTRACTS

By Type



By Service



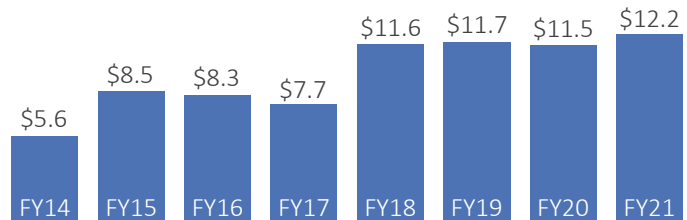
Top Defense Contractors

(M = millions, B = billions)

Boeing	\$2.1 B
Northrop Grumman	\$804.6 M
SAIC	\$590.4 M
M1 Support Services	\$500.6 M
Torch Technologies	\$430.2 M
Lockheed Martin	\$389.9 M
University of Alabama Huntsville Foundation	\$359.3 M
Defense Systems and Solutions	\$305.0 M
Austal	\$278.8 M
Intuitive Research & Technology Corp.	\$275.9 M

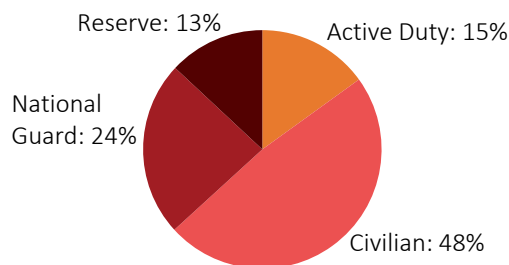
Contract Awards Performed

(By Fiscal Year, billions)



DEFENSE PERSONNEL

Allocations, By Type




\$3.5 BILLION
TOTAL PAYROLL

51,606
TOTAL PERSONNEL

Top Defense Personnel Locations

County	Active Duty	Civilian	National Guard	Reserve	Total
Madison	715	13,888	454	726	15,783
Montgomery	2,722	3,323	2,692	2,173	10,910
Dale	3,663	2,242	37	151	6,093
Calhoun	39	3,551	923	328	4,841
Jefferson	329	394	2,000	1,640	4,363
Mobile	50	796	813	761	2,420
Tuscaloosa	16	88	279	289	672
Lee	56	21	128	325	530
Houston	44	37	314	89	484
Coffee	0	151	280	0	431

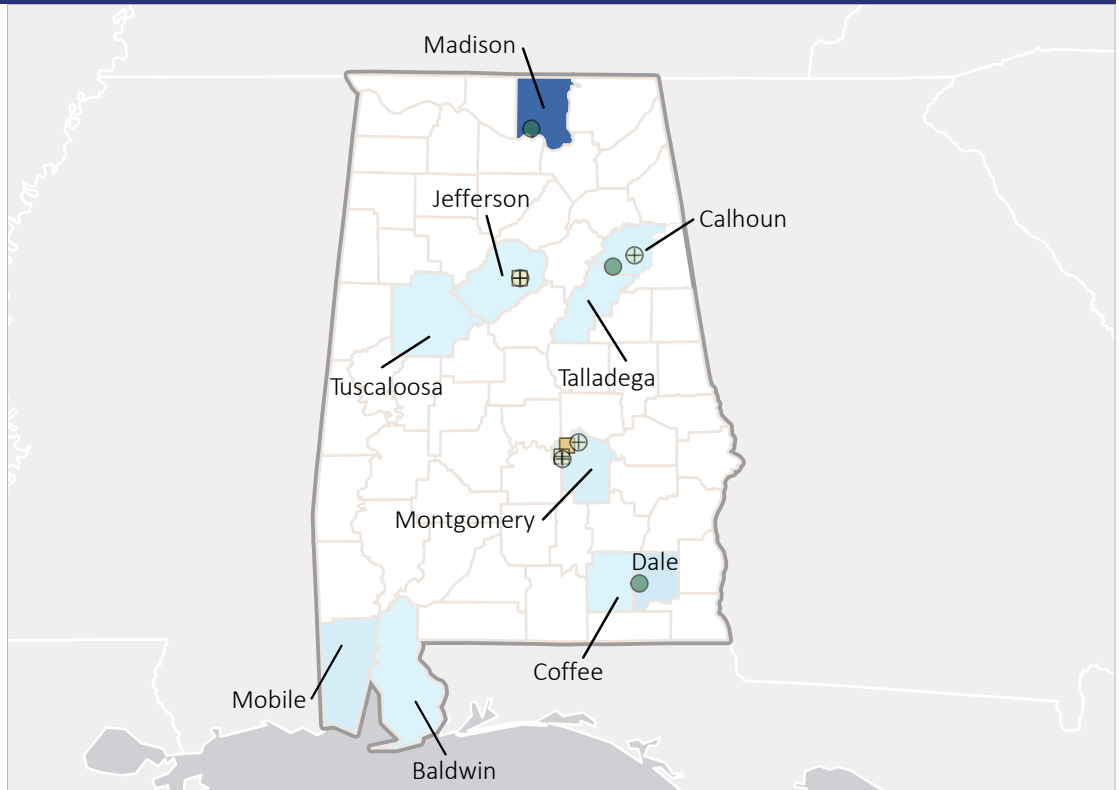
Allocations, By Service



TOP DEFENSE CONTRACT SPENDING LOCATIONS

(M = millions, B = billions)

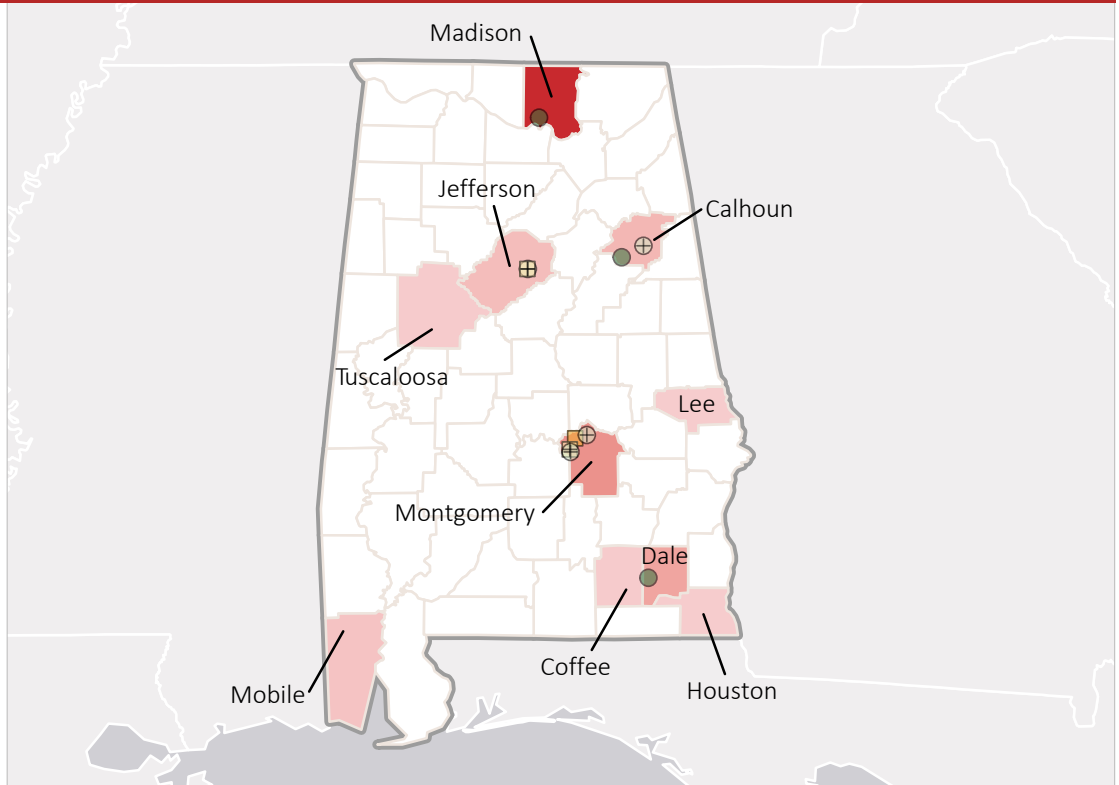
Madison	\$10.0 B
Dale	\$752.2 M
Mobile	\$452.9 M
Montgomery	\$256.9 M
Calhoun	\$169.0 M
Baldwin	\$82.3 M
Jefferson	\$61.5 M
Coffee	\$56.1 M
Tuscaloosa	\$53.8 M
Talladega	\$49.3 M



TOP DEFENSE PERSONNEL SPENDING LOCATIONS

(M = millions, B = billions)

Madison	\$1.7 B
Montgomery	\$651.5 M
Dale	\$448.4 M
Calhoun	\$251.8 M
Jefferson	\$181.0 M
Mobile	\$109.9 M
Coffee	\$21.4 M
Tuscaloosa	\$20.1 M
Lee	\$14.5 M
Houston	\$13.2 M



■ AF Active
 AF Guard
 AF Reserve
 ● Army Active
 Army Guard
 Army Reserve
 ◆ MC Active
 ▲ Navy Active
 * WHS