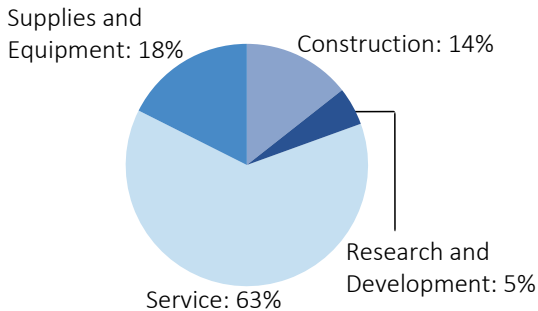


WYOMING

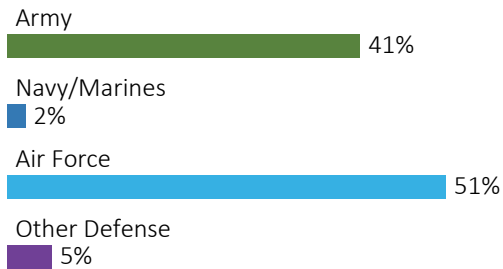
#51 \$0.5 B SPENT IN STATE	#42 1.2% OF STATE GDP	0.1% OF TOTAL U.S. DEFENSE SPENDING	\$784 PER RESIDENT	#51 \$0.1 B CONTRACT SPENDING	#49 7,477 NUMBER OF PERSONNEL	#49 \$0.4 B PERSONNEL SPENDING
--------------------------------------	---------------------------------	---	------------------------------	---	---	--

DEFENSE CONTRACTS

By Type



By Service



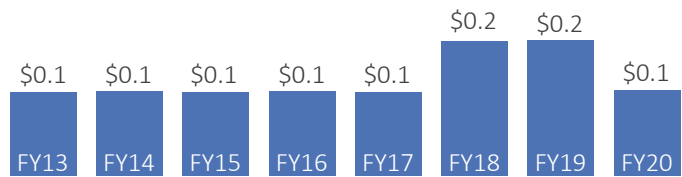
Top Defense Contractors

(M = millions)

M1 Support Services	\$10.8 M
American Contracting	\$4.7 M
Hi-Tech Bed Systems Corp.	\$4.5 M
Atlantic Tactical Inc.	\$3.8 M
Umyuaq Construction	\$3.6 M
Veterans Holding Group	\$3.6 M
Colas Inc.	\$3.5 M
Faith Enterprises	\$3.4 M
A-Vet/MGC	\$3.4 M
Kennon Products	\$3.2 M

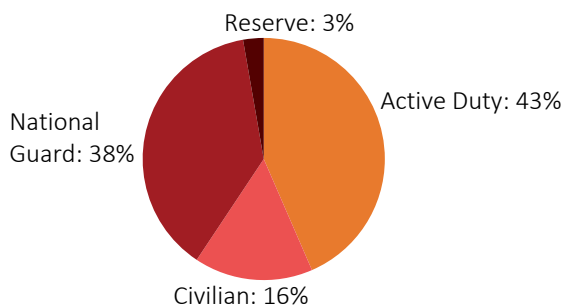
Contract Awards Performed

(By Fiscal Year, billions)



DEFENSE PERSONNEL

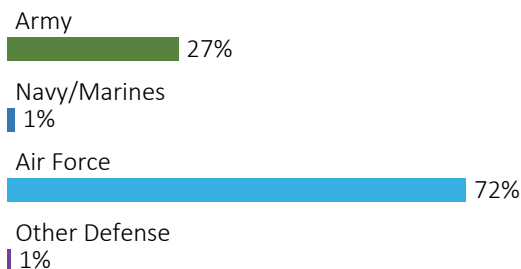
Allocations, By Type



\$357.1 MILLION
TOTAL PAYROLL

7,477
TOTAL PERSONNEL

Allocations, By Service



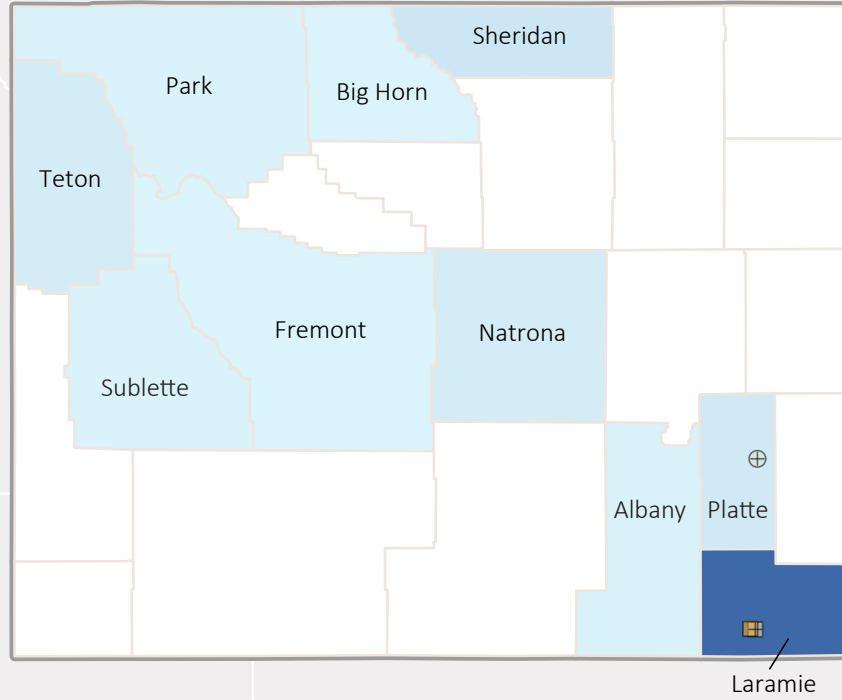
Top Defense Personnel Locations

County	Active Duty	Civilian	National Guard	Reserve	Total
Laramie	3,229	1,063	1,792	126	6,210
Platte	ND	76	189	0	ND
Natrona	ND	13	90	56	ND
Albany	ND	ND	111	0	ND
Uinta	0	ND	98	0	ND
Sheridan	0	ND	63	23	ND
Campbell	0	0	79	0	79
Goshen	0	0	79	0	79
Sweetwater	0	0	71	0	71
Fremont	0	ND	69	0	ND

TOP DEFENSE CONTRACT SPENDING LOCATIONS

(K = thousands, M = millions)

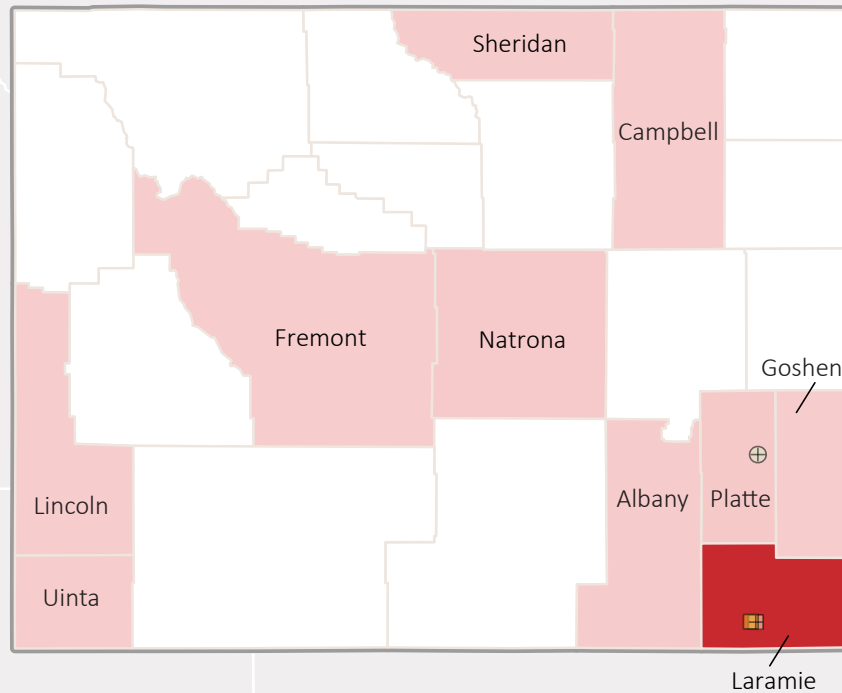
- Laramie
\$73.6 M
- Sheridan
\$7.0 M
- Platte
\$5.2 M
- Natrona
\$4.0 M
- Teton
\$3.7 M
- Albany
\$1.2 M
- Park
\$1.1 M
- Sublette
\$1.1 M
- Big Horn
\$636.6 K
- Fremont
\$417.9 K



TOP DEFENSE PERSONNEL SPENDING LOCATIONS

(M = millions)

- Laramie
\$320.8 M
- Platte
\$9.0 M
- Natrona
\$4.9 M
- Albany
\$4.3 M
- Sheridan
\$3.4 M
- Uinta
\$2.5 M
- Campbell
\$2.5 M
- Fremont
\$2.1 M
- Lincoln
\$1.7 M
- Goshen
\$1.6 M



■ AF Active
 ■ AF Guard
 AF Reserve
 ● Army Active
 Army Guard
 Army Reserve
 ◆ MC Active
 ▲ Navy Active
 * WHS