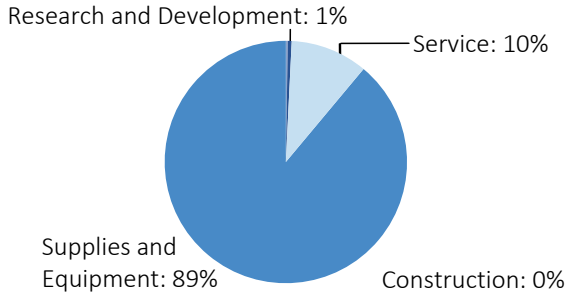


WISCONSIN

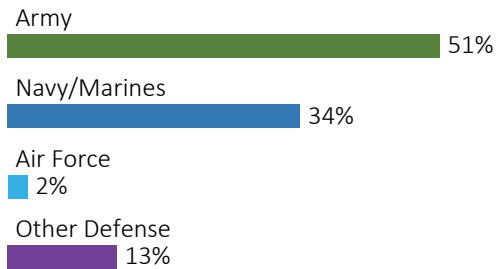
#27 \$5.5 B SPENT IN STATE	#34 1.6% OF STATE GDP	0.9% OF TOTAL U.S. DEFENSE SPENDING	\$942 PER RESIDENT	#24 \$4.9 B CONTRACT SPENDING	#36 18,061 NUMBER OF PERSONNEL	#42 \$0.6 B PERSONNEL SPENDING
--------------------------------------	---------------------------------	---	------------------------------	---	--	--

DEFENSE CONTRACTS

By Type



By Service



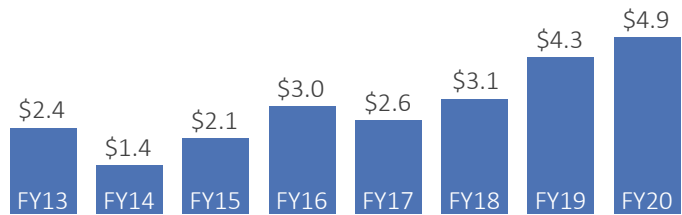
Top Defense Contractors

(M = millions, B = billions)

Oshkosh Corp.	\$2.5 B
Fincantieri Group	\$802.2 M
Enpro Industries Inc.	\$121.6 M
UnitedHealth Group	\$89.4 M
Wisconsin Physicians Service Insurance	\$83.5 M
Steel Partners Holdings LP	\$77.5 M
General Electric	\$71.9 M
National Presto Industries	\$63.2 M
Coltec Industries Inc.	\$58.7 M
Leonardo SpA	\$50.1 M

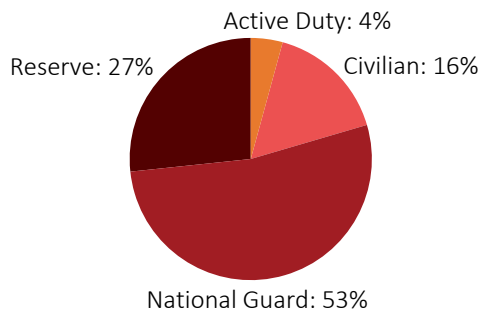
Contract Awards Performed

(By Fiscal Year, billions)



DEFENSE PERSONNEL


Allocations, By Type



\$604.9 MILLION
TOTAL PAYROLL

18,061
TOTAL PERSONNEL

Allocations, By Service



Top Defense Personnel Locations

County	Active Duty	Civilian	National Guard	Reserve	Total
Dane	150	594	2,432	730	3,906
Milwaukee	207	396	1,254	1,242	3,099
Monroe	302	1,176	215	725	2,418
Juneau	0	180	743	0	923
Brown	23	31	137	557	748
Winnebago	35	49	178	272	534
Waukesha	ND	23	334	105	ND
Marathon	ND	23	171	216	ND
La Crosse	ND	ND	155	210	ND
Fond du Lac	ND	0	258	79	ND

TOP DEFENSE CONTRACT SPENDING LOCATIONS

(M = millions, B = billions)

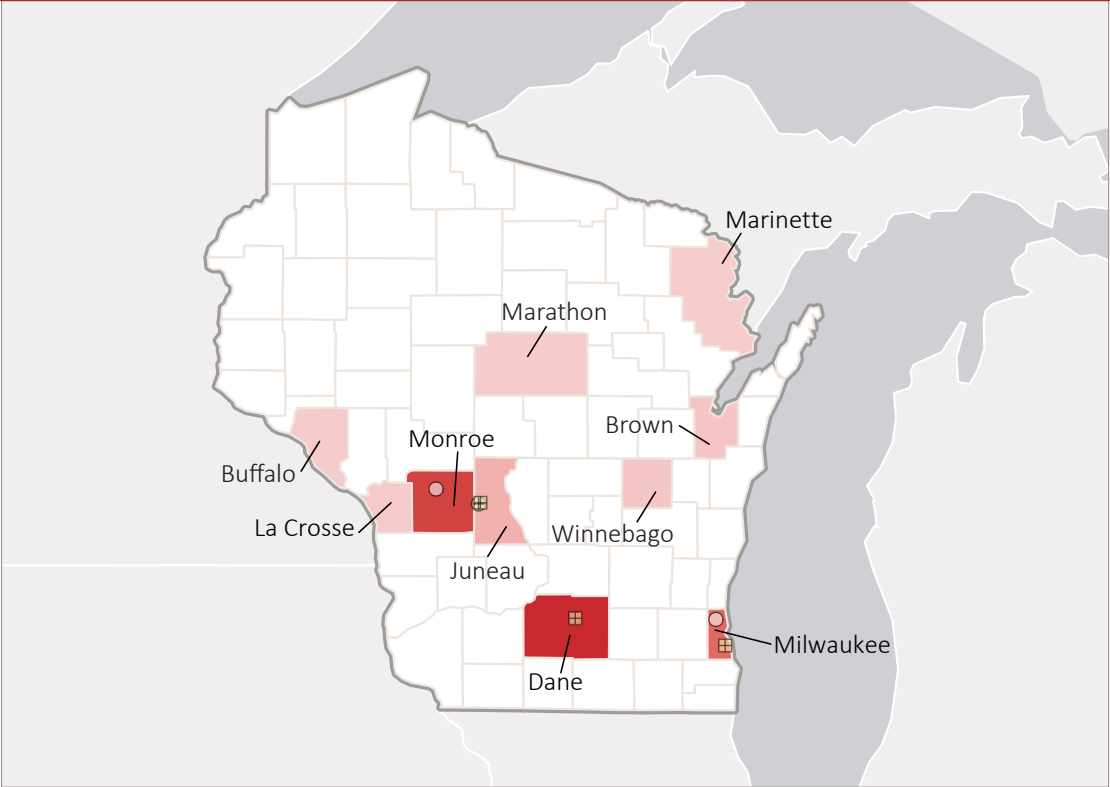
- Winnebago
\$2.5 B
- Marinette
\$807.4 M
- Waukesha
\$264.2 M
- Milwaukee
\$252.2 M
- Rock
\$247.0 M
- Dane
\$216.1 M
- La Crosse
\$132.0 M
- Kenosha
\$128.9 M
- Monroe
\$102.0 M
- Waupaca
\$37.0 M



TOP DEFENSE PERSONNEL SPENDING LOCATIONS

(M = millions)

- Dane
\$150.5 M
- Monroe
\$132.9 M
- Milwaukee
\$100.5 M
- Juneau
\$33.7 M
- Brown
\$14.6 M
- Winnebago
\$13.7 M
- La Crosse
\$9.9 M
- Marathon
\$8.9 M
- Buffalo
\$8.4 M
- Marinette
\$7.9 M



■ AF Active ■ AF Guard □ AF Reserve ● Army Active ⊕ Army Guard ○ Army Reserve ◆ MC Active ▲ Navy Active ✱ WHS