

RHODE ISLAND

#43
\$1.6 B SPENT IN STATE

#20
2.6% OF STATE GDP

0.3%
OF TOTAL U.S. DEFENSE SPENDING

\$1,519
PER RESIDENT

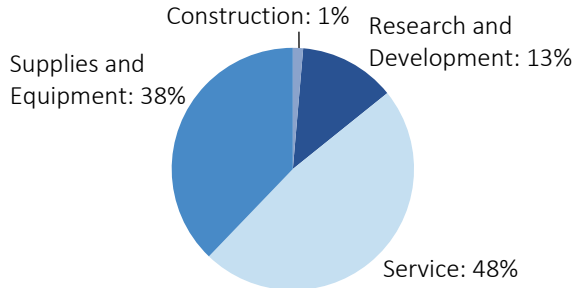
#43
\$0.7 B CONTRACT SPENDING

#42
12,747 NUMBER OF PERSONNEL

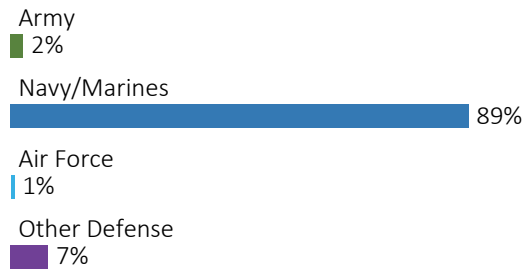
#35
\$0.9 B PERSONNEL SPENDING

DEFENSE CONTRACTS

By Type



By Service



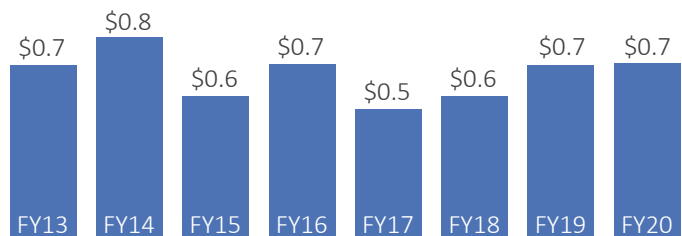
Top Defense Contractors

(M = millions)

Raytheon	\$195.3 M
Systems Engineering Associates	\$58.6 M
McLaughlin Research Corp.	\$46.8 M
Rite-Solutions	\$32.9 M
Mikel Inc.	\$32.2 M
SAIC	\$18.3 M
Leidos	\$17.2 M
Network and Simulation Technologies	\$12.1 M
Gateway Ventures Inc.	\$11.0 M
Hyman Brickle & Son Inc.	\$10.3 M

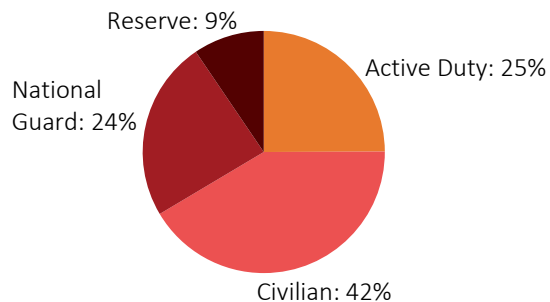
Contract Awards Performed

(By Fiscal Year, billions)

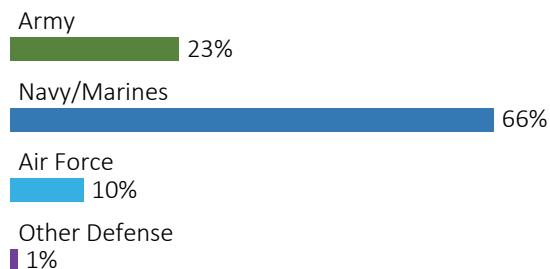


DEFENSE PERSONNEL

Allocations, By Type



Allocations, By Service



\$882.3 MILLION
TOTAL PAYROLL

12,747
TOTAL PERSONNEL

Top Defense Personnel Locations

County	Active Duty	Civilian	National Guard	Reserve	Total
Newport	2,436	4,741	126	930	8,233
Washington	ND	287	1,184	40	ND
Kent	36	66	1,058	ND	ND
Providence	97	195	455	233	980
Bristol	ND	ND	244	0	ND

RHODE ISLAND

FISCAL YEAR 2020

TOP DEFENSE CONTRACT SPENDING LOCATIONS

(M = millions)

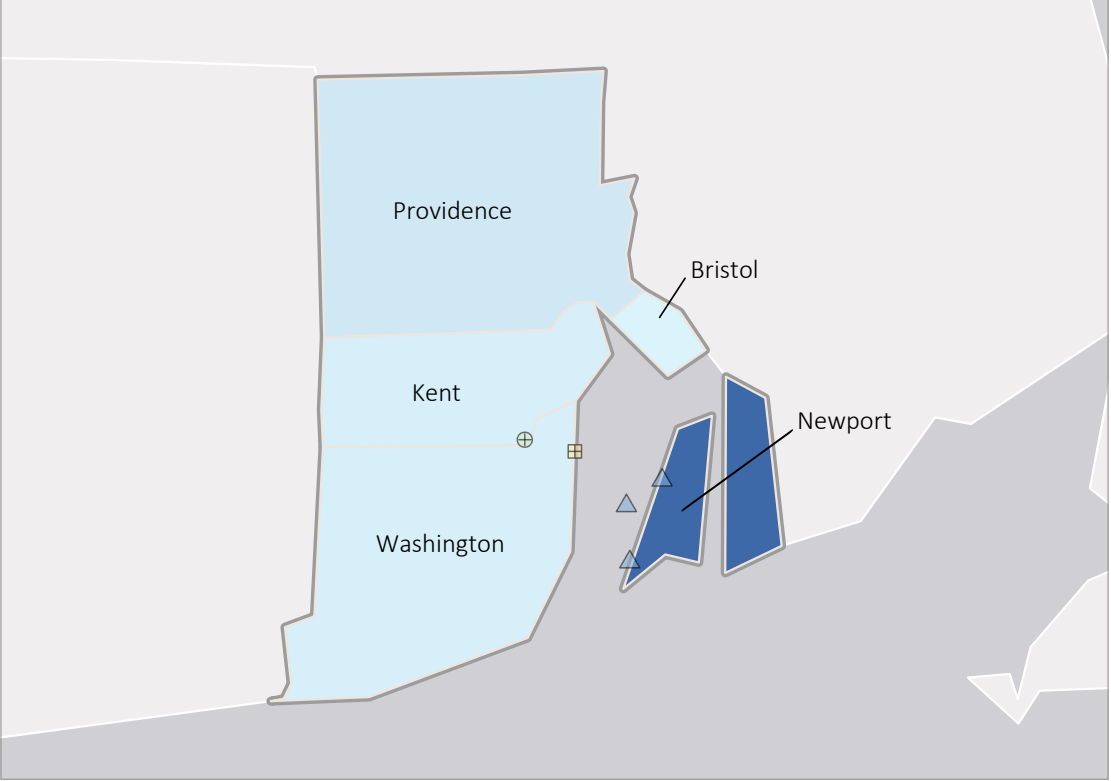
Newport
\$617.1 M

Providence
\$50.5 M

Kent
\$24.6 M

Washington
\$24.3 M

Bristol
\$6.2 M



TOP DEFENSE PERSONNEL SPENDING LOCATIONS

(M = millions)

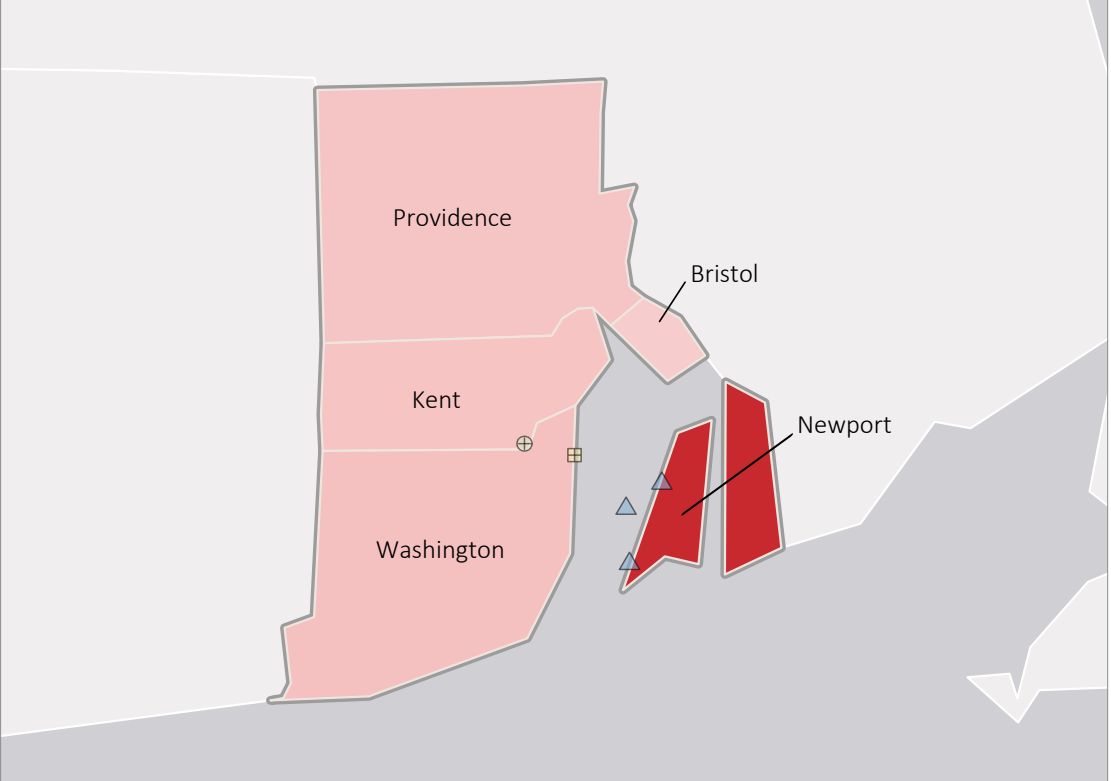
Newport
\$712.5 M

Washington
\$57.7 M

Kent
\$45.8 M

Providence
\$44.9 M

Bristol
\$6.4 M



■ AF Active
 ■ AF Guard
 AF Reserve
 ● Army Active
 ⊕ Army Guard
 Army Reserve
 ◆ MC Active
 ▲ Navy Active
 ✱ WHS