

PENNSYLVANIA

#9
\$17.8 B SPENT IN STATE

#26
2.2% OF STATE GDP

3.0%
OF TOTAL U.S. DEFENSE SPENDING

\$1,391
PER RESIDENT

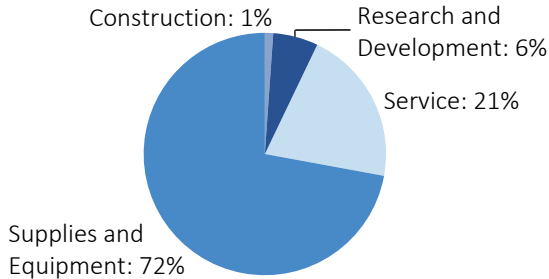
#9
\$14.8 B CONTRACT SPENDING

#16
57,332 NUMBER OF PERSONNEL

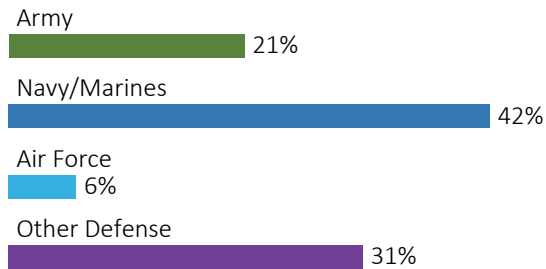
#15
\$3.0 B PERSONNEL SPENDING

DEFENSE CONTRACTS

By Type



By Service



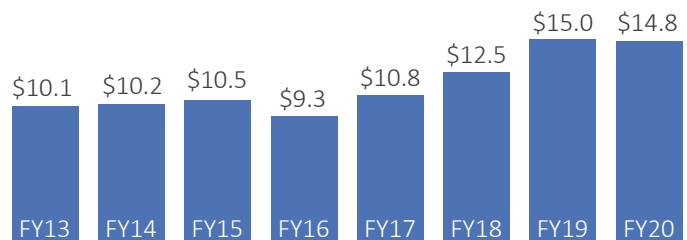
Top Defense Contractors

(M = millions, B = billions)

AmerisourceBergen	\$2.1 B
BAE Systems	\$2.1 B
Fluor Corp.	\$1.7 B
Bechtel Group	\$1.3 B
Boeing	\$626.4 M
Highmark Inc.	\$429.1 M
Ultra Electronics Holdings	\$353.1 M
Lockheed Martin	\$278.4 M
Leonardo SpA	\$256.8 M
Pennsylvania State University	\$196.3 M

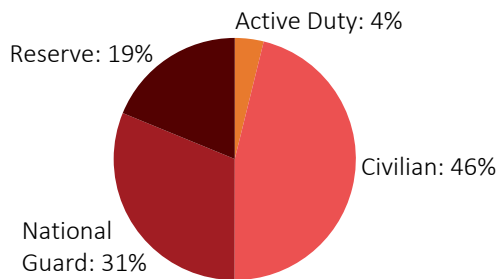
Contract Awards Performed

(By Fiscal Year, billions)

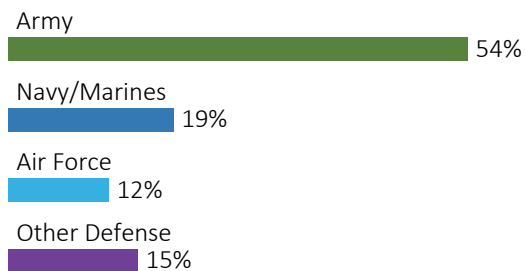


DEFENSE PERSONNEL

Allocations, By Type



Allocations, By Service



\$3.0 BILLION
TOTAL PAYROLL

57,332
TOTAL PERSONNEL

Top Defense Personnel Locations

County	Active Duty	Civilian	National Guard	Reserve	Total
Philadelphia	374	8,427	1,380	81	10,262
Allegheny	340	1,511	1,396	2,943	6,190
Cumberland	608	4,250	214	431	5,503
Lebanon	ND	962	3,789	173	ND
York	274	3,198	73	429	3,974
Monroe	29	3,005	106	106	3,246
Montgomery	51	341	1,679	614	2,685
Franklin	ND	2,102	160	344	ND
Dauphin	69	301	1,863	180	2,413
Cambria	17	207	757	504	1,485

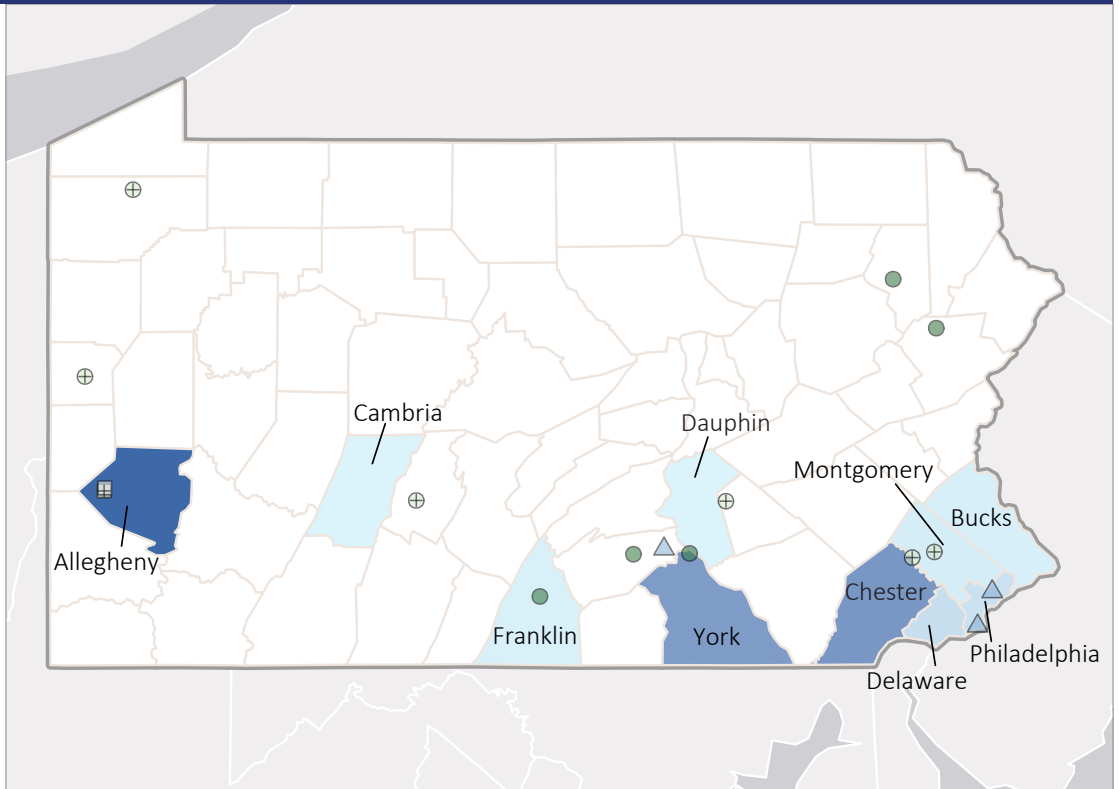
PENNSYLVANIA

FISCAL YEAR 2020

TOP DEFENSE CONTRACT SPENDING LOCATIONS

(M = millions, B = billions)

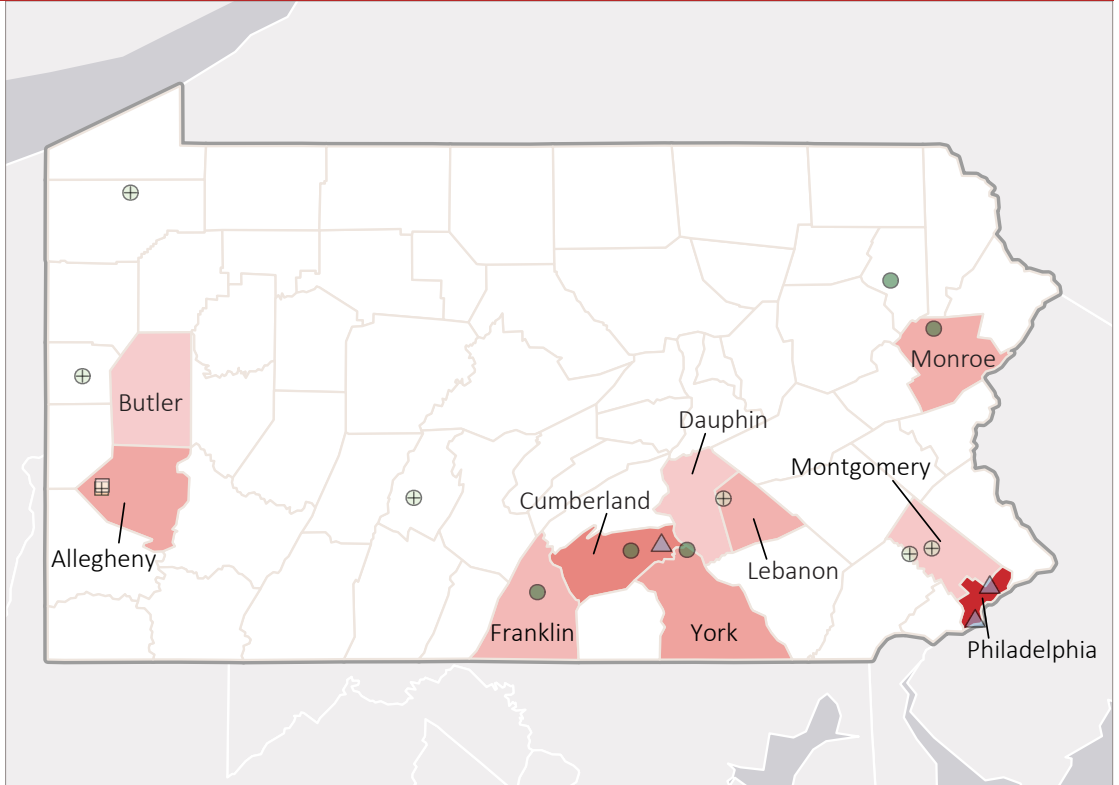
- Allegheny
\$3.4 B
- Chester
\$2.4 B
- York
\$2.2 B
- Delaware
\$882.8 M
- Philadelphia
\$815.2 M
- Montgomery
\$580.0 M
- Bucks
\$544.0 M
- Franklin
\$528.7 M
- Dauphin
\$476.0 M
- Cambria
\$470.3 M



TOP DEFENSE PERSONNEL SPENDING LOCATIONS

(M = millions)

- Philadelphia
\$840.6 M
- Cumberland
\$427.5 M
- York
\$280.5 M
- Allegheny
\$250.8 M
- Monroe
\$219.0 M
- Lebanon
\$199.5 M
- Franklin
\$165.3 M
- Montgomery
\$86.8 M
- Dauphin
\$76.7 M
- Butler
\$65.2 M



■ AF Active
 ▣ AF Guard
 AF Reserve
 ● Army Active
 ⊕ Army Guard
 Army Reserve
 ◆ MC Active
 ▲ Navy Active
 ✱ WHS