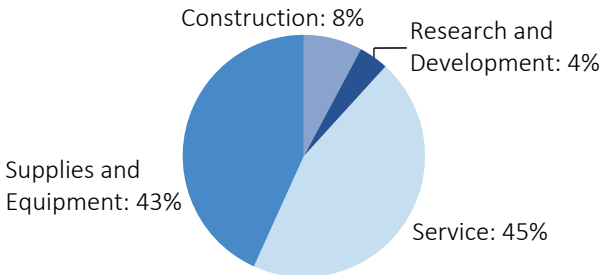


OREGON

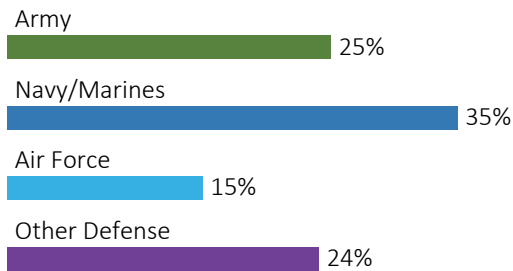
#41 \$1.6 B SPENT IN STATE	#51 0.6% OF STATE GDP	0.3% OF TOTAL U.S. DEFENSE SPENDING	\$384 PER RESIDENT	#40 \$1.0 B CONTRACT SPENDING	#40 13,425 NUMBER OF PERSONNEL	#41 \$0.6 B PERSONNEL SPENDING
--------------------------------------	---------------------------------	---	------------------------------	---	--	--

DEFENSE CONTRACTS

By Type



By Service



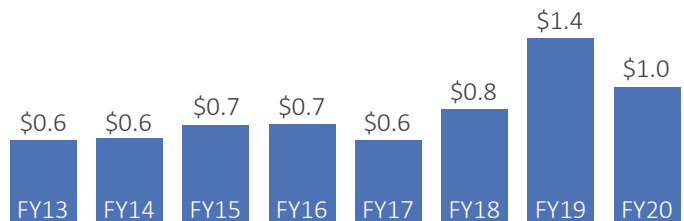
Top Defense Contractors

(M = millions)

Vigor Industrial	\$323.7 M
EPIC Aviation	\$59.4 M
FLIR Systems	\$49.1 M
Kiewit Corp.	\$38.8 M
J.E. McAmis Inc.	\$28.6 M
Galois	\$24.1 M
United Technologies	\$21.7 M
The Dutra Group	\$21.6 M
Saltchuk Resources Inc.	\$20.6 M
Tactical Air Support Inc.	\$19.9 M

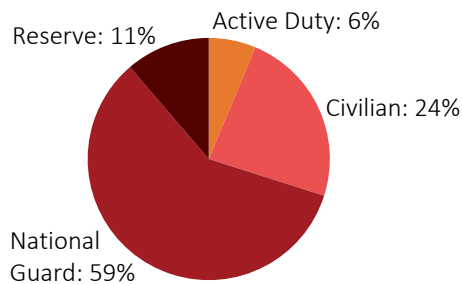
Contract Awards Performed

(By Fiscal Year, billions)



DEFENSE PERSONNEL

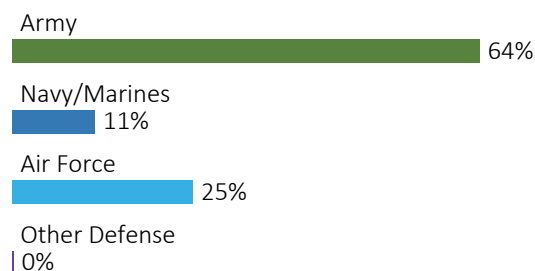
Allocations, By Type



\$622.3 MILLION
TOTAL PAYROLL

13,425
TOTAL PERSONNEL

Allocations, By Service



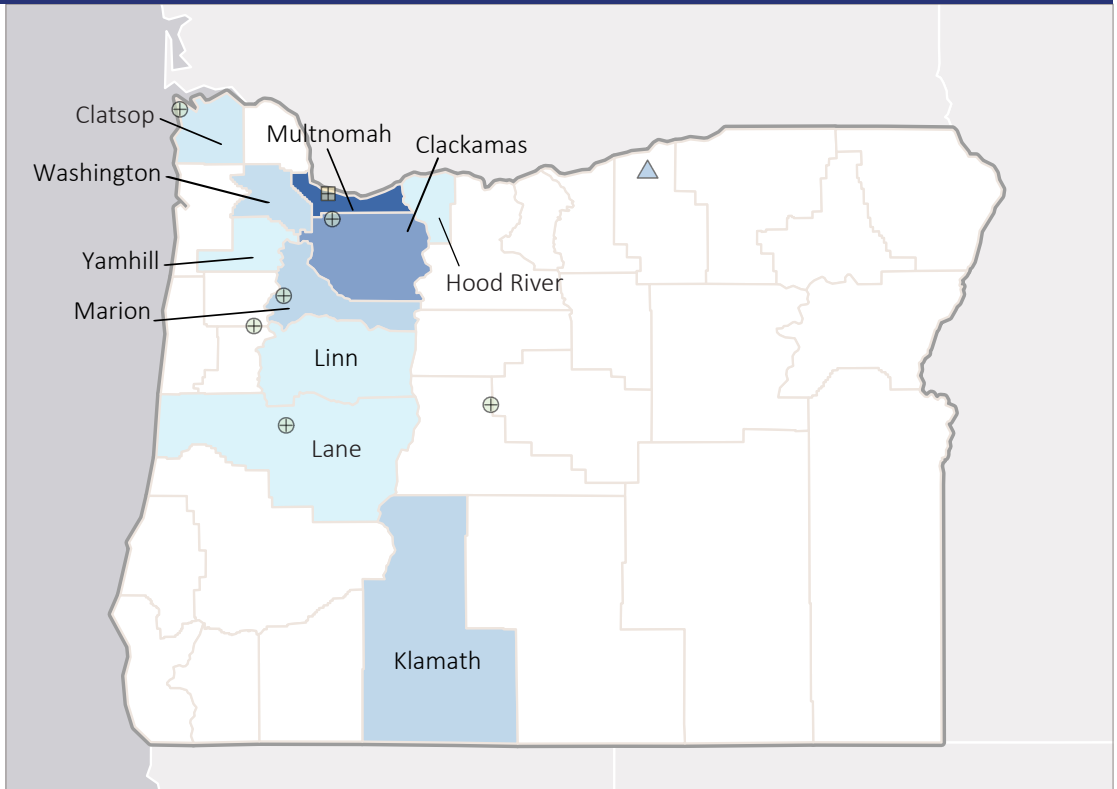
Top Defense Personnel Locations

County	Active Duty	Civilian	National Guard	Reserve	Total
Multnomah	251	1,540	1,976	760	4,527
Marion	ND	310	1,231	0	ND
Klamath	110	343	985	0	1,438
Clackamas	34	185	668	434	1,321
Lane	56	146	407	317	926
Umatilla	0	161	345	0	506
Jackson	ND	37	406	0	ND
Washington	ND	20	323	0	ND
Clatsop	0	65	242	0	307
Deschutes	ND	36	182	0	ND

TOP DEFENSE CONTRACT SPENDING LOCATIONS

(M = millions)

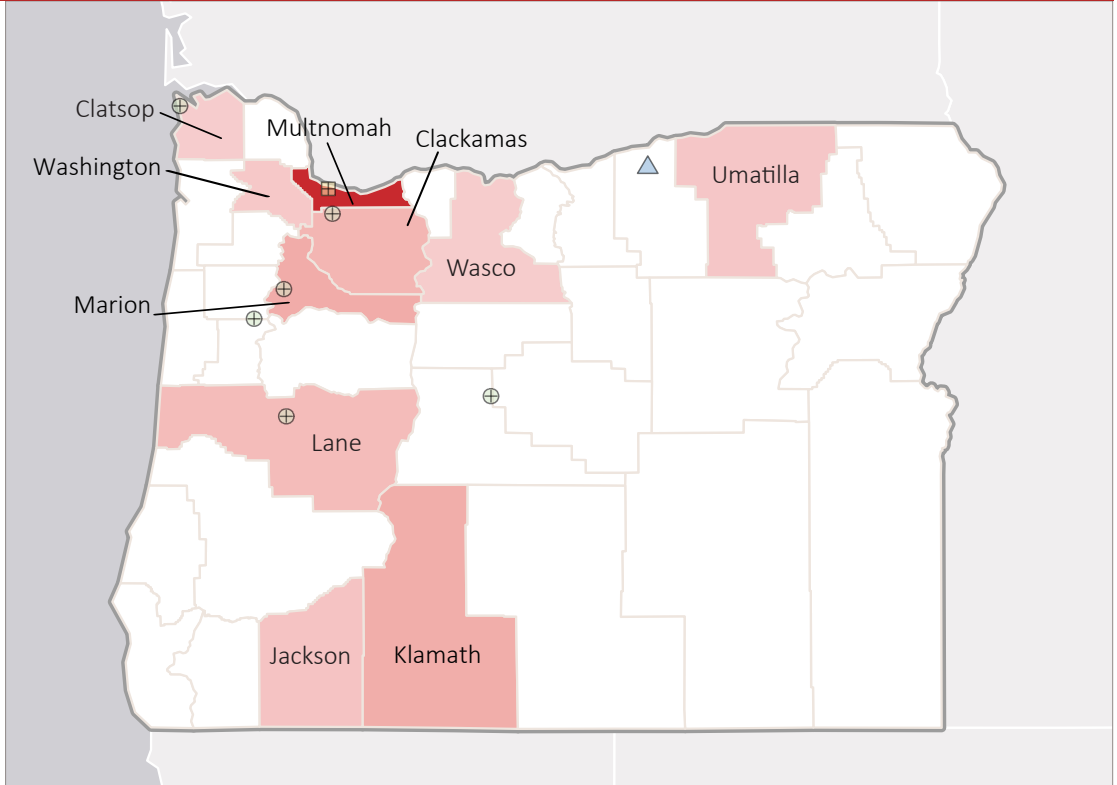
- Multnomah
\$378.0 M
- Clackamas
\$227.7 M
- Marion
\$86.9 M
- Klamath
\$85.0 M
- Washington
\$68.3 M
- Clatsop
\$38.1 M
- Linn
\$20.5 M
- Hood River
\$19.3 M
- Yamhill
\$17.9 M
- Lane
\$17.0 M



TOP DEFENSE PERSONNEL SPENDING LOCATIONS

(M = millions)

- Multnomah
\$246.2 M
- Marion
\$61.9 M
- Klamath
\$60.0 M
- Clackamas
\$47.4 M
- Lane
\$37.7 M
- Jackson
\$25.7 M
- Umatilla
\$20.9 M
- Washington
\$19.0 M
- Wasco
\$12.9 M
- Clatsop
\$12.1 M



■ AF Active
 ■ AF Guard
 AF Reserve
 ● Army Active
 ⊕ Army Guard
 Army Reserve
 ◆ MC Active
 ▲ Navy Active
 ✱ WHS