

NEW YORK

#15
\$12.8 B SPENT IN STATE

#50
0.7% OF STATE GDP

2.2%
OF TOTAL U.S. DEFENSE SPENDING

\$662
PER RESIDENT

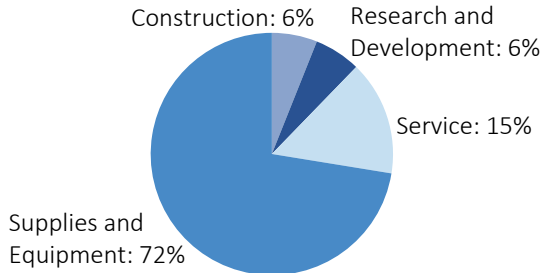
#12
\$10.0 B CONTRACT SPENDING

#15
59,716 NUMBER OF PERSONNEL

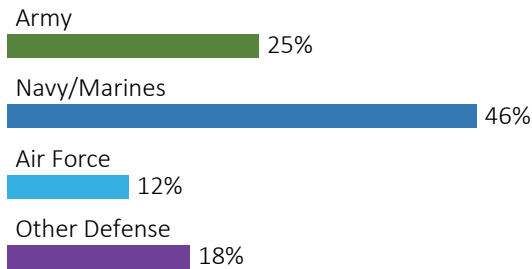
#17
\$2.8 B PERSONNEL SPENDING

DEFENSE CONTRACTS

By Type



By Service



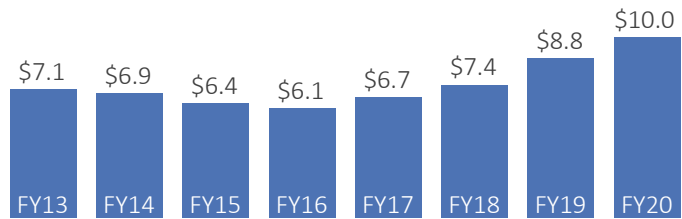
Top Defense Contractors

(M = millions, B = billions)

Lockheed Martin	\$2.5 B
L3Harris Technologies	\$1.5 B
Griffon Corp.	\$414.4 M
BAE Systems	\$188.9 M
Northrop Grumman	\$178.2 M
HBP Joint Venture	\$176.3 M
Assured Information Security	\$173.9 M
Moog	\$147.3 M
Jamaica Bearings	\$113.4 M
St. Vincent's Catholic Medical Centers of NY	\$110.8 M

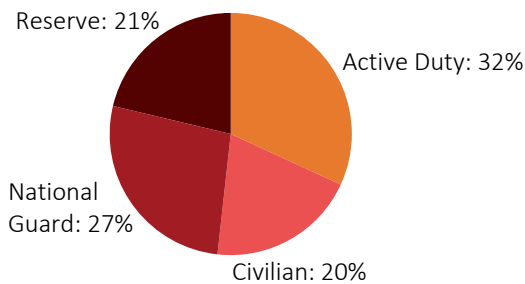
Contract Awards Performed

(By Fiscal Year, billions)




DEFENSE PERSONNEL

Allocations, By Type



Allocations, By Service



\$2.8 BILLION
TOTAL PAYROLL

59,716
TOTAL PERSONNEL

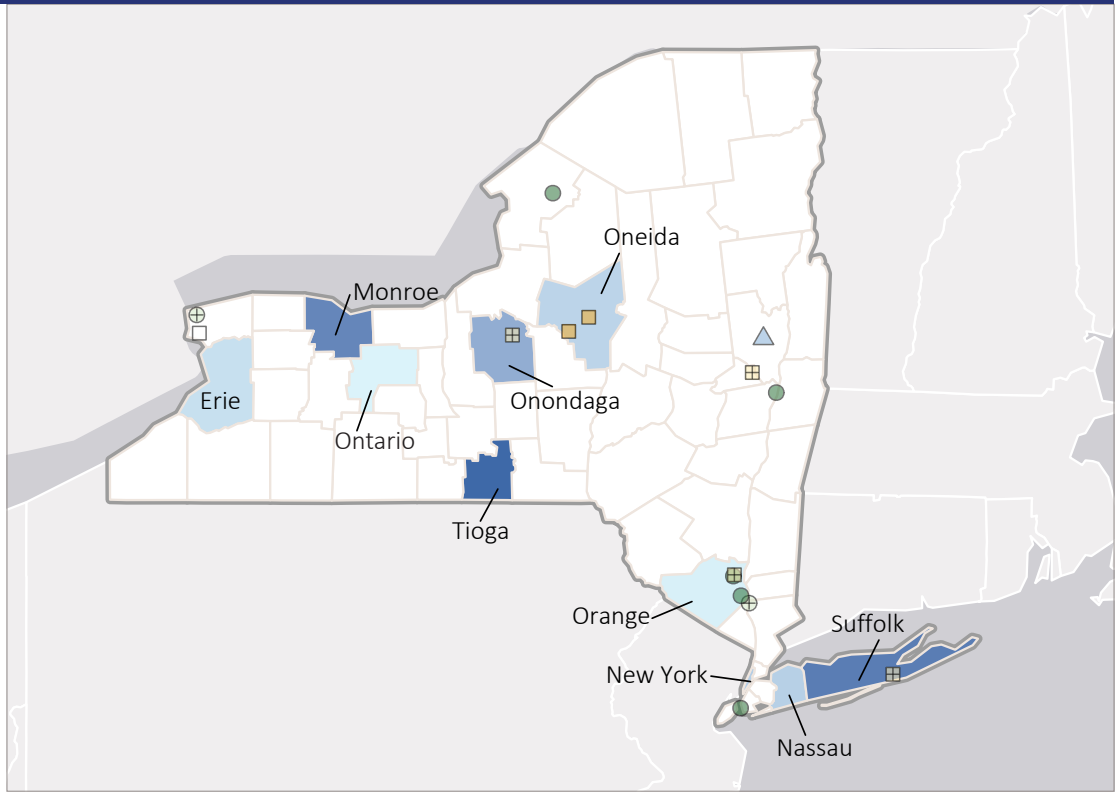
Top Defense Personnel Locations

County	Active Duty	Civilian	National Guard	Reserve	Total
Jefferson	15,120	2,224	74	209	17,627
Orange	1,771	2,543	1,569	802	6,685
Niagara	16	601	774	1,563	2,954
Onondaga	191	505	1,493	663	2,852
Oneida	65	1,803	656	292	2,816
Queens	86	111	598	1,990	2,785
Kings	210	362	587	1,531	2,690
Albany	217	1,410	897	14	2,538
Schenectady	22	284	1,574	619	2,499
Suffolk	50	292	1,519	332	2,193

TOP DEFENSE CONTRACT SPENDING LOCATIONS

(M = millions, B = billions)

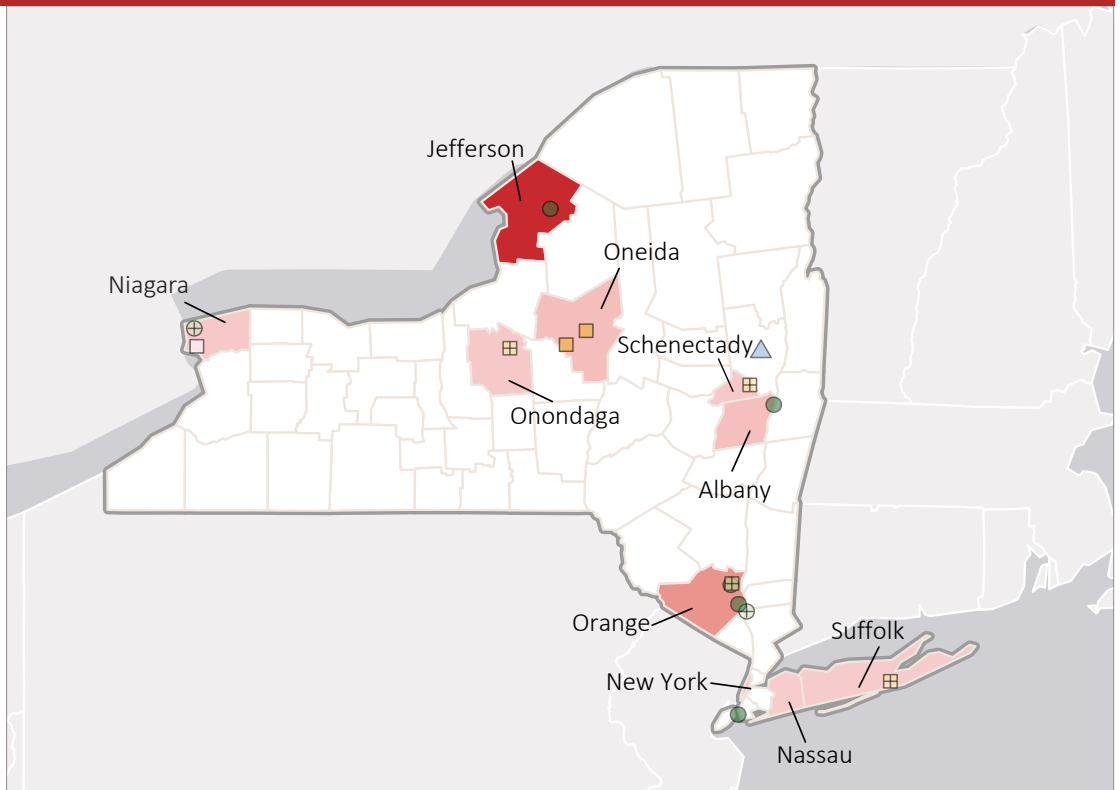
- Tioga
\$1.8 B
- Suffolk
\$1.5 B
- Monroe
\$1.4 B
- Onondaga
\$986.5 M
- New York
\$638.2 M
- Nassau
\$612.7 M
- Oneida
\$567.1 M
- Erie
\$448.5 M
- Orange
\$277.1 M
- Ontario
\$247.8 M



TOP DEFENSE PERSONNEL SPENDING LOCATIONS

(M = millions)

- Jefferson
\$964.7 M
- Orange
\$422.1 M
- Oneida
\$167.0 M
- Albany
\$161.4 M
- Niagara
\$113.0 M
- Onondaga
\$112.4 M
- Schenectady
\$108.4 M
- New York
\$98.4 M
- Suffolk
\$92.6 M
- Nassau
\$86.8 M



■ AF Active
 ■ AF Guard
 AF Reserve
 ● Army Active
 Army Guard
 Army Reserve
 ◆ MC Active
 ▲ Navy Active
 ✱ WHS