

NEVADA

#36
\$3.1 B SPENT IN STATE

#31
1.7% OF STATE GDP

0.5%
OF TOTAL U.S. DEFENSE SPENDING

\$976
PER RESIDENT

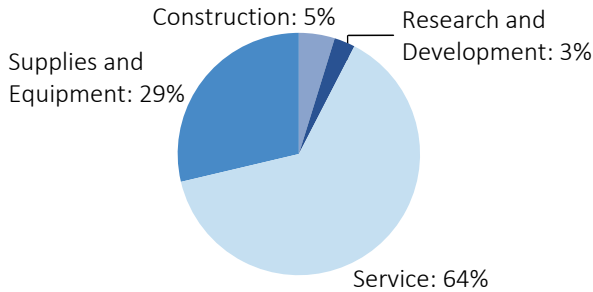
#37
\$1.8 B CONTRACT SPENDING

#33
22,621 NUMBER OF PERSONNEL

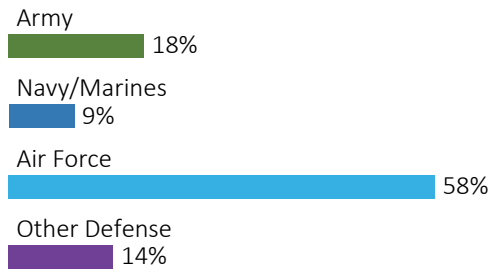
#31
\$1.2 B PERSONNEL SPENDING

DEFENSE CONTRACTS

By Type



By Service



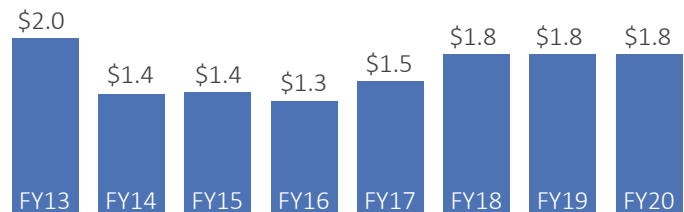
Top Defense Contractors

(M = millions)

Sierra Nevada Corp.	\$439.9 M
JT4	\$316.0 M
M1 Support Services	\$107.3 M
Walsh Construction Co. II	\$75.5 M
Hamilton Bonaduz AG	\$61.8 M
Draken International Inc.	\$54.7 M
Beaverfit North America	\$47.5 M
Day & Zimmermann Group	\$37.5 M
Korte Construction Co. (KCC)	\$37.0 M
AECOM	\$31.1 M

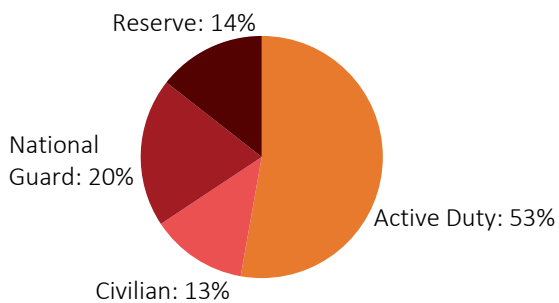
Contract Awards Performed

(By Fiscal Year, billions)

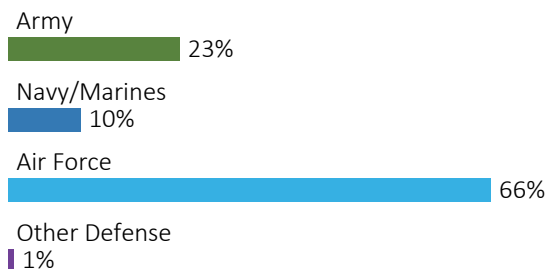


DEFENSE PERSONNEL

Allocations, By Type



Allocations, By Service



\$1.2 BILLION
TOTAL PAYROLL

22,621
TOTAL PERSONNEL

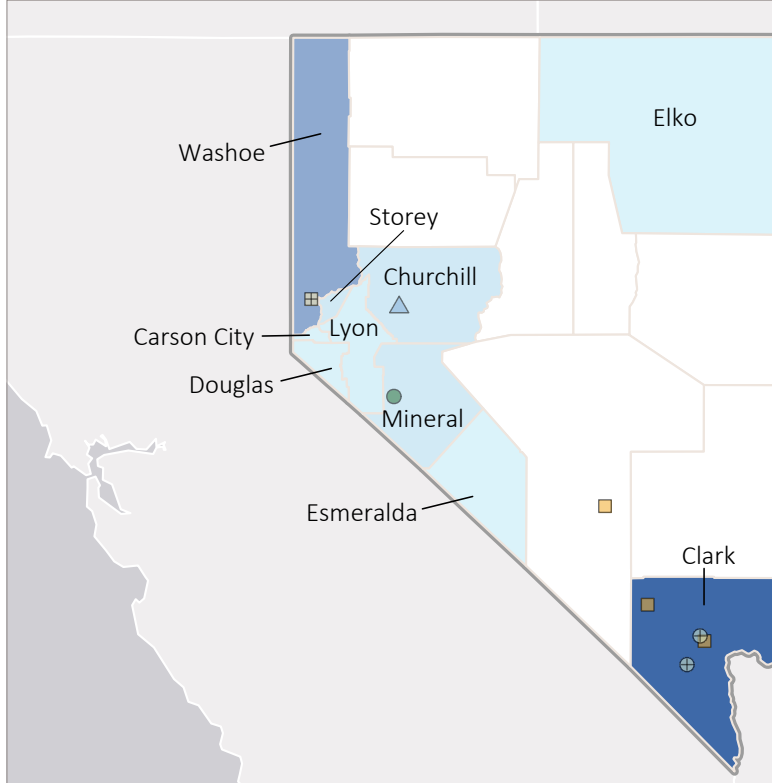
Top Defense Personnel Locations

County	Active Duty	Civilian	National Guard	Reserve	Total
Clark	10,754	1,976	2,036	3,065	17,831
Washoe	39	373	1,837	ND	ND
Churchill	1,104	318	112	189	1,723
Carson City	ND	197	487	0	ND
Mineral	0	46	0	0	46
Elko	0	ND	25	0	ND
Storey	ND	0	0	0	ND
Humboldt	ND	0	ND	0	ND
Nye	ND	ND	0	0	ND
Douglas	0	ND	0	0	ND

TOP DEFENSE CONTRACT SPENDING LOCATIONS

(K = thousands, M = millions, B = billions)

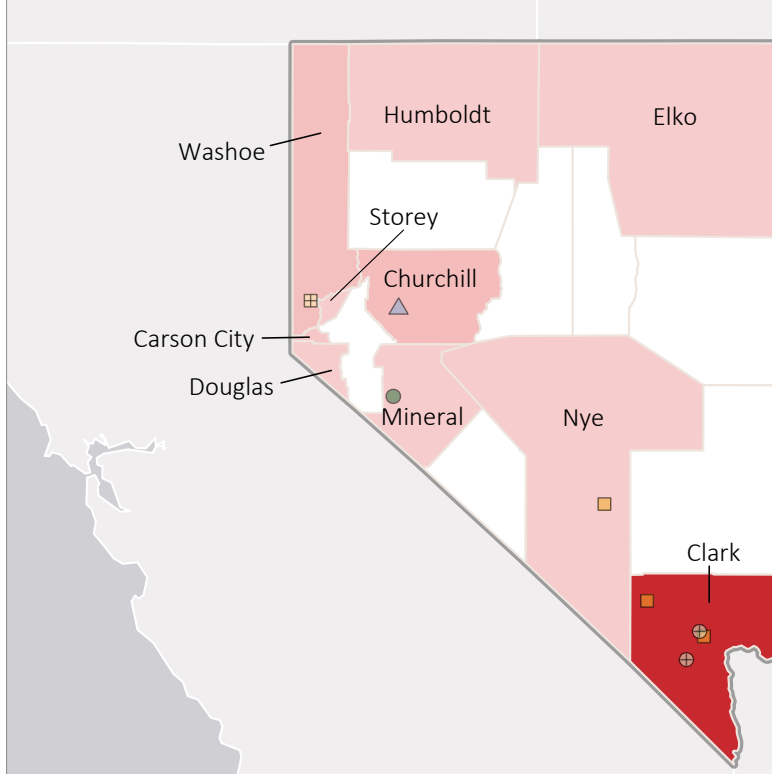
- Clark
\$1.1 B
- Washoe
\$534.0 M
- Storey
\$73.1 M
- Churchill
\$68.8 M
- Mineral
\$65.9 M
- Lyon
\$18.6 M
- Douglas
\$8.4 M
- Carson City
\$8.0 M
- Elko
\$4.1 M
- Esmeralda
\$816.7 K



TOP DEFENSE PERSONNEL SPENDING LOCATIONS

(K = thousands, M = millions)

- Clark
\$995.2 M
- Churchill
\$105.4 M
- Washoe
\$81.5 M
- Carson City
\$35.4 M
- Mineral
\$3.4 M
- Storey
\$739.1 K
- Elko
\$408.1 K
- Nye
\$177.7 K
- Douglas
\$164.4 K
- Humboldt
\$115.0 K



AF Active
 AF Guard
 AF Reserve
 Army Active
 Army Guard
 Army Reserve
 MC Active
 Navy Active
 ✱ WHS