

# NEW HAMPSHIRE

**#37**  
\$3.0 B SPENT IN STATE

**#16**  
3.4% OF STATE GDP

**0.5%**  
OF TOTAL U.S. DEFENSE SPENDING

**\$2,197**  
PER RESIDENT

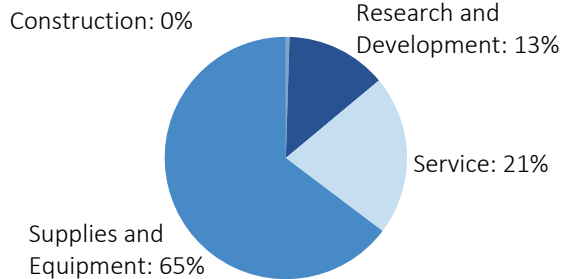
**#30**  
\$2.7 B CONTRACT SPENDING

**#50**  
6,190 NUMBER OF PERSONNEL

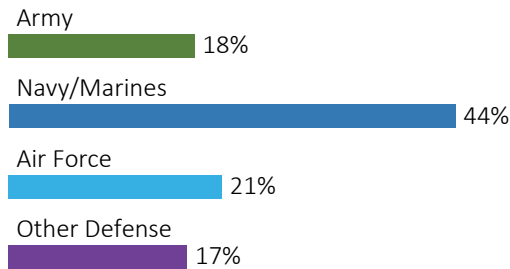
**#50**  
\$0.3 B PERSONNEL SPENDING

## DEFENSE CONTRACTS

### By Type



### By Service



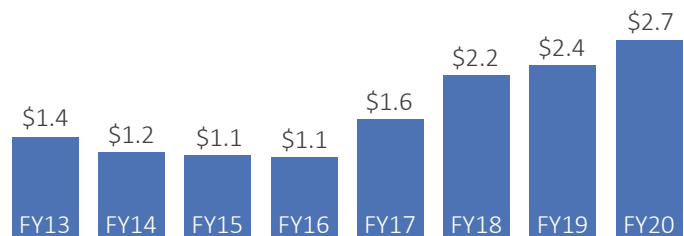
### Top Defense Contractors

(M = millions, B = billions)

|                        |           |
|------------------------|-----------|
| BAE Systems            | \$1.9 B   |
| L3Harris Technologies  | \$154.0 M |
| Cobham                 | \$54.1 M  |
| Creare                 | \$53.2 M  |
| SIG Sauer Inc.         | \$41.8 M  |
| Safran Optics 1        | \$35.8 M  |
| L&C Protec Inc.        | \$24.2 M  |
| Red River Computer Co. | \$24.2 M  |
| Elbit Systems          | \$23.4 M  |
| Renco Corp.            | \$22.4 M  |

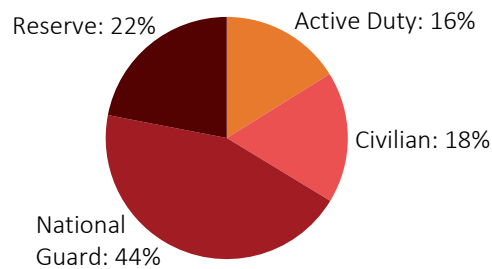
### Contract Awards Performed

(By Fiscal Year, billions)



## DEFENSE PERSONNEL

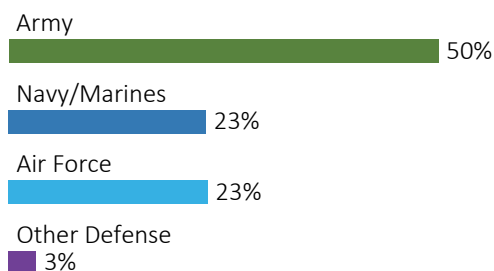
### Allocations, By Type



**\$273.0 MILLION**  
TOTAL PAYROLL

**6,190**  
TOTAL PERSONNEL

### Allocations, By Service



### Top Defense Personnel Locations

| County       | Active Duty | Civilian | National Guard | Reserve | Total |
|--------------|-------------|----------|----------------|---------|-------|
| Rockingham   | 295         | 418      | 1,116          | 1,034   | 2,863 |
| Hillsborough | 61          | 193      | 584            | ND      | ND    |
| Merrimack    | ND          | 202      | 623            | ND      | ND    |
| Strafford    | 15          | 20       | 195            | 268     | 498   |
| Grafton      | ND          | 242      | 224            | 0       | ND    |
| Cheshire     | ND          | ND       | 0              | 55      | ND    |
| Belknap      | 0           | ND       | 0              | 0       | ND    |

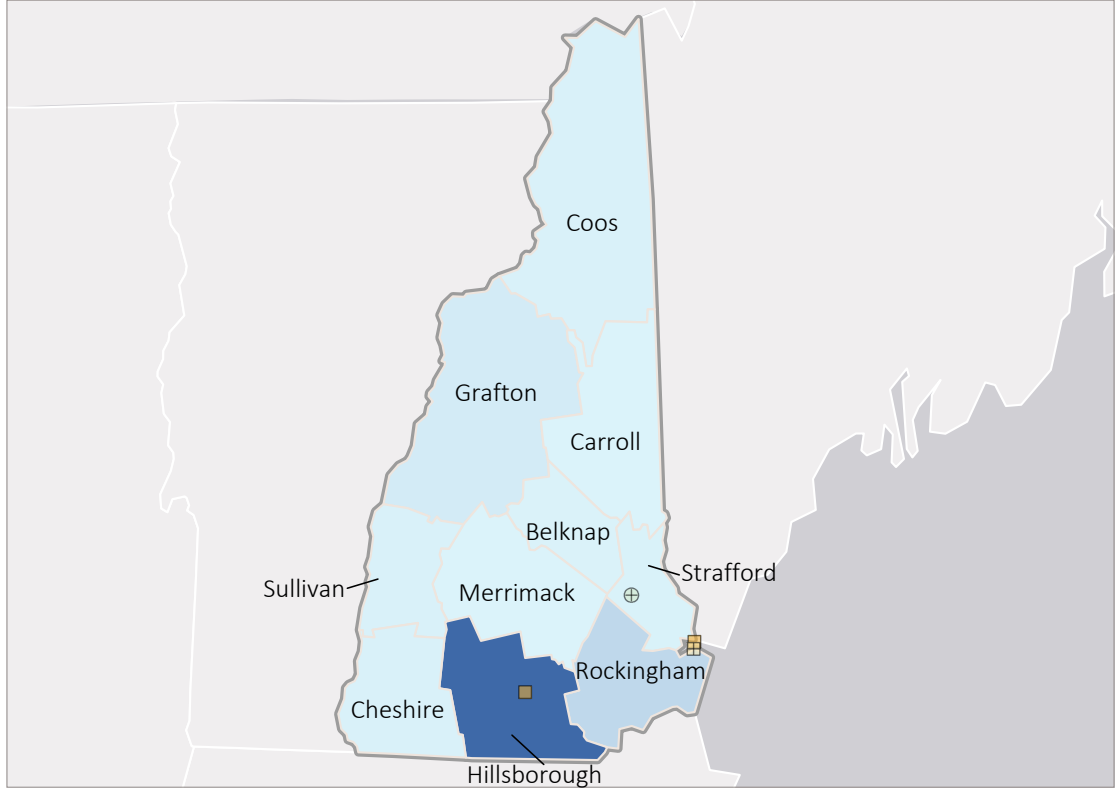
# NEW HAMPSHIRE

FISCAL YEAR 2020

## TOP DEFENSE CONTRACT SPENDING LOCATIONS

(K = thousands, M = millions, B = billions)

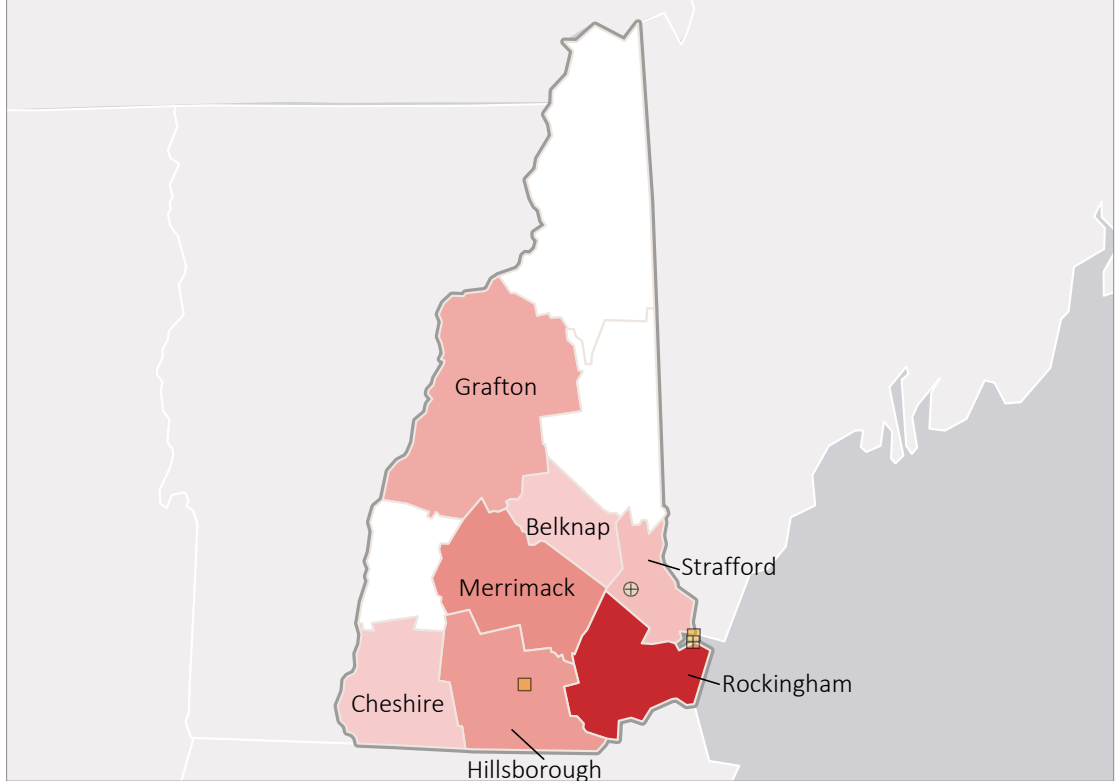
|              |                  |
|--------------|------------------|
| Hillsborough | <b>\$2.1 B</b>   |
| Rockingham   | <b>\$388.6 M</b> |
| Grafton      | <b>\$112.1 M</b> |
| Cheshire     | <b>\$27.6 M</b>  |
| Sullivan     | <b>\$25.4 M</b>  |
| Coos         | <b>\$22.8 M</b>  |
| Strafford    | <b>\$21.2 M</b>  |
| Belknap      | <b>\$14.5 M</b>  |
| Merrimack    | <b>\$6.8 M</b>   |
| Carroll      | <b>\$6.5 K</b>   |



## TOP DEFENSE PERSONNEL SPENDING LOCATIONS

(K = thousands, M = millions)

|              |                  |
|--------------|------------------|
| Rockingham   | <b>\$108.3 M</b> |
| Merrimack    | <b>\$44.6 M</b>  |
| Hillsborough | <b>\$36.0 M</b>  |
| Grafton      | <b>\$24.1 M</b>  |
| Strafford    | <b>\$10.5 M</b>  |
| Cheshire     | <b>\$1.3 M</b>   |
| Belknap      | <b>\$271.3 K</b> |



■ AF Active  
 ■ AF Guard  
  AF Reserve  
 ● Army Active  
 ⊕ Army Guard  
  Army Reserve  
 ◆ MC Active  
 ▲ Navy Active  
 \* WHS