

NORTH DAKOTA

#45
\$0.9 B SPENT IN STATE

#32
1.7% OF STATE GDP

0.2%
OF TOTAL U.S. DEFENSE SPENDING

\$1,240
PER RESIDENT

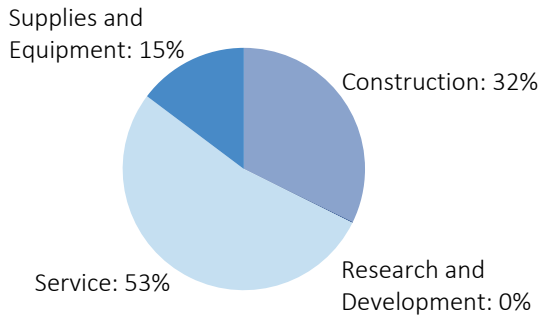
#47
\$0.3 B CONTRACT SPENDING

#39
13,960 NUMBER OF PERSONNEL

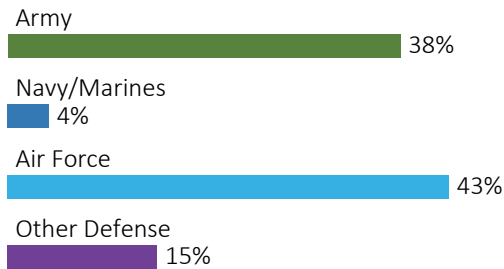
#39
\$0.7 B PERSONNEL SPENDING

DEFENSE CONTRACTS

By Type



By Service



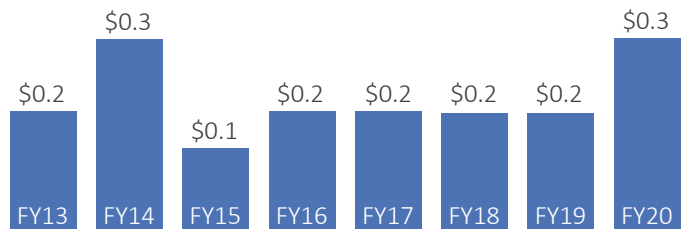
Top Defense Contractors

(M = millions)

Ames Construction Inc.	\$59.9 M
David Boland Inc.	\$14.3 M
Pro-Mark Services	\$11.7 M
Summit Technical Solutions	\$10.7 M
Earthmovers Inc.	\$10.6 M
Strata Corp.	\$9.9 M
RM Builders	\$9.4 M
United Technologies	\$9.0 M
Dakco Distributors	\$8.8 M
Ideal Aerosmith Inc.	\$8.2 M

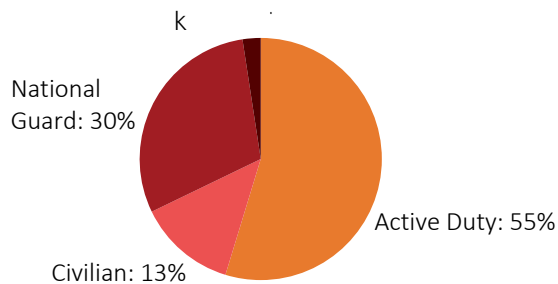
Contract Awards Performed

(By Fiscal Year, billions)

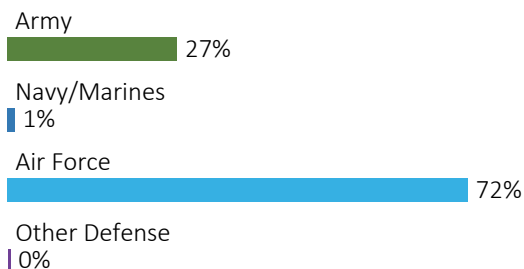


DEFENSE PERSONNEL

Allocations, By Type



Allocations, By Service



\$662.8 MILLION
TOTAL PAYROLL

13,960
TOTAL PERSONNEL

Top Defense Personnel Locations

County	Active Duty	Civilian	National Guard	Reserve	Total
Ward	5,736	732	280	24	6,772
Grand Forks	1,827	371	338	55	2,591
Cass	24	312	1,600	158	2,094
Burleigh	ND	262	982	35	ND
Ramsey	ND	64	345	0	ND
Richland	ND	0	148	65	ND
Stutsman	0	ND	107	0	ND
Barnes	0	17	80	0	97
Stark	0	ND	83	0	ND
LaMoure	0	ND	57	0	ND

NORTH DAKOTA

FISCAL YEAR 2020

TOP DEFENSE CONTRACT SPENDING LOCATIONS

(M = millions)

Ward
\$111.2 M

Cass
\$65.7 M

Grand Forks
\$54.4 M

Pembina
\$22.4 M

Stutsman
\$9.4 M

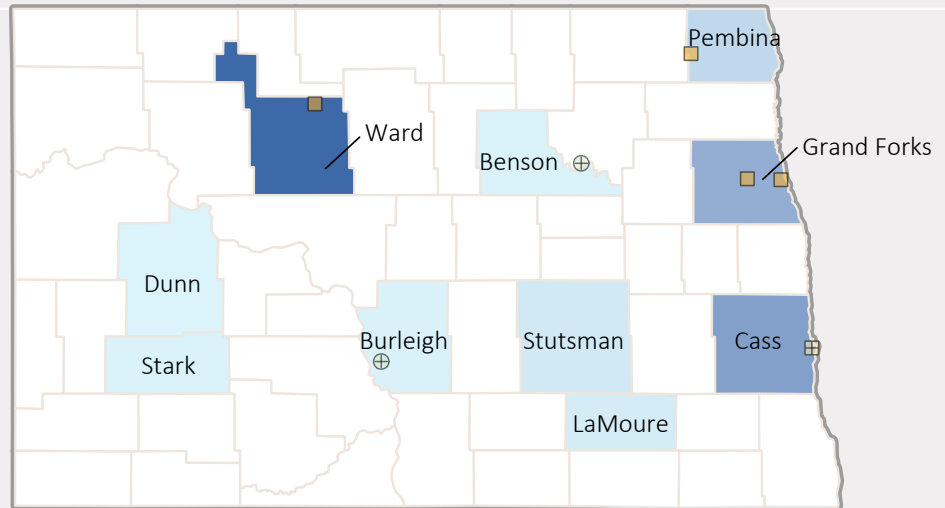
LaMoure
\$6.8 M

Burleigh
\$3.4 M

Benson
\$2.7 M

Stark
\$2.6 M

Dunn
\$1.9 M



TOP DEFENSE PERSONNEL SPENDING LOCATIONS

(M = millions)

Ward
\$382.3 M

Grand Forks
\$133.2 M

Cass
\$65.0 M

Burleigh
\$49.6 M

Ramsey
\$12.6 M

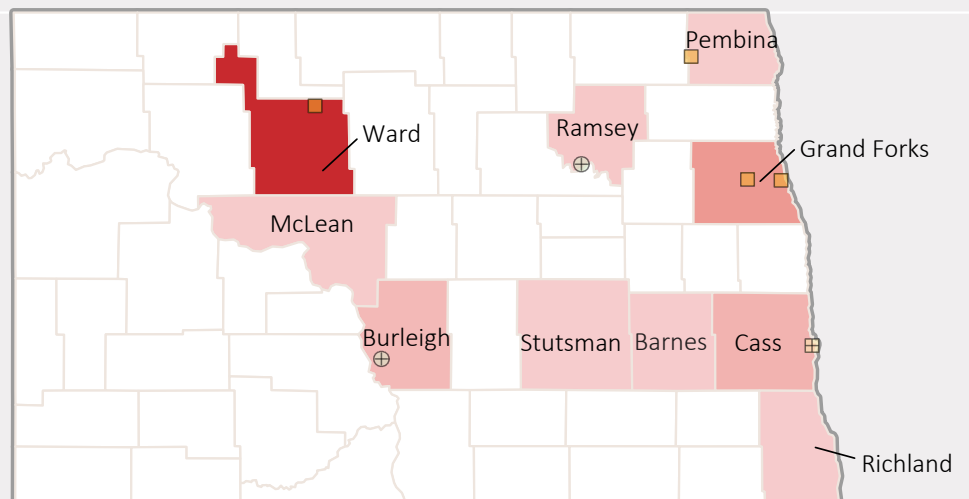
McLean
\$5.0 M

Barnes
\$3.3 M

Richland
\$2.9 M

Pembina
\$2.7 M

Stutsman
\$1.5 M



■ AF Active
 ■ AF Guard
 AF Reserve
 ● Army Active
 ⊕ Army Guard
 Army Reserve
 ◆ MC Active
 ▲ Navy Active
 * WHS