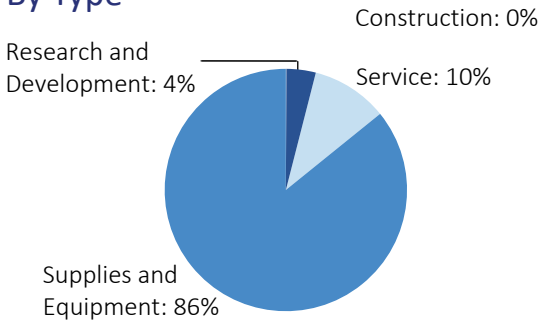


MINNESOTA

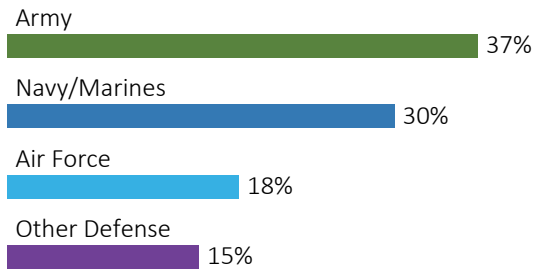
#39 \$2.9 B SPENT IN STATE	#49 0.7% OF STATE GDP	0.5% OF TOTAL U.S. DEFENSE SPENDING	\$511 PER RESIDENT	#35 \$2.2 B CONTRACT SPENDING	#34 22,012 NUMBER OF PERSONNEL	#40 \$0.7 B PERSONNEL SPENDING
--------------------------------------	---------------------------------	---	------------------------------	---	--	--

DEFENSE CONTRACTS

By Type



By Service



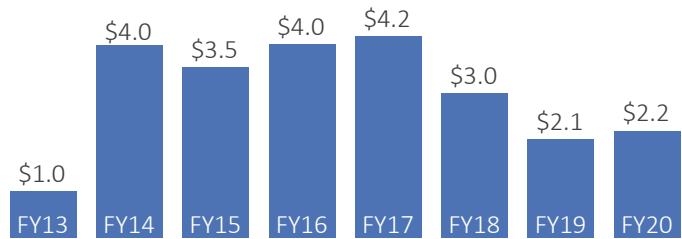
Top Defense Contractors

(M = millions)

Northrop Grumman	\$374.3 M
BAE Systems	\$307.8 M
Honeywell	\$304.1 M
Cummins	\$134.2 M
3M	\$130.7 M
Alliant Techsystems Operations	\$122.0 M
General Dynamics	\$113.0 M
Avtron Industrial Automation Inc.	\$72.2 M
United Technologies	\$63.9 M
UnitedHealth Group	\$63.6 M

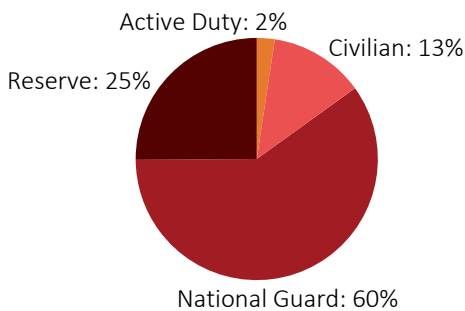
Contract Awards Performed

(By Fiscal Year, billions)



DEFENSE PERSONNEL

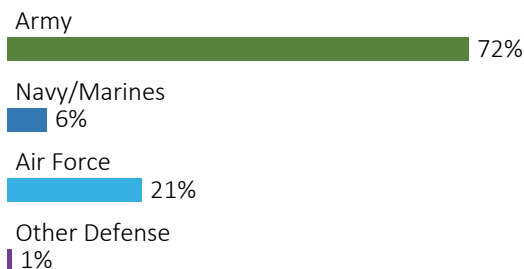
Allocations, By Type



\$658.8 MILLION
TOTAL PAYROLL

22,012
TOTAL PERSONNEL

Allocations, By Service



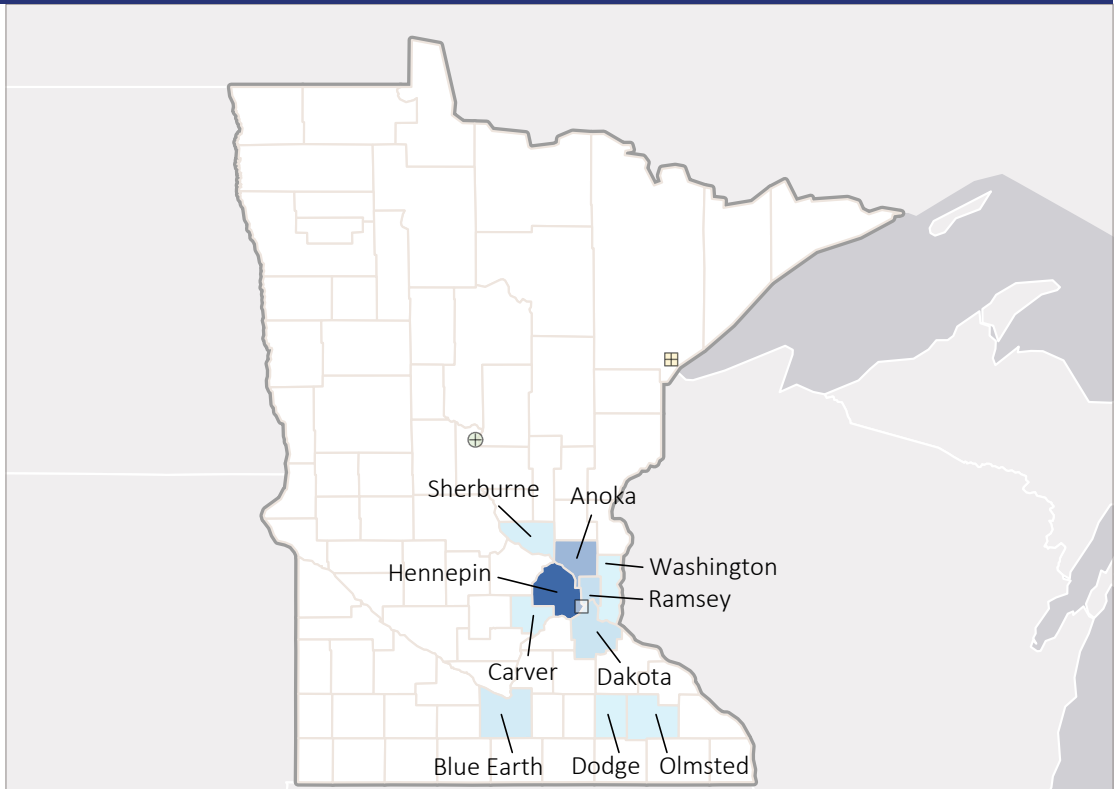
Top Defense Personnel Locations

County	Active Duty	Civilian	National Guard	Reserve	Total
Hennepin	355	697	2,210	3,795	7,057
Ramsey	60	942	1,292	863	3,157
St. Louis	12	320	1,708	103	2,143
Morrison	ND	421	1,266	0	ND
Dakota	ND	56	986	0	ND
Stearns	ND	105	521	127	ND
Washington	0	ND	632	0	ND
Blue Earth	30	15	258	188	491
Crow Wing	25	20	232	99	376
Isanti	0	ND	248	26	ND

TOP DEFENSE CONTRACT SPENDING LOCATIONS

(M = millions, B = billions)

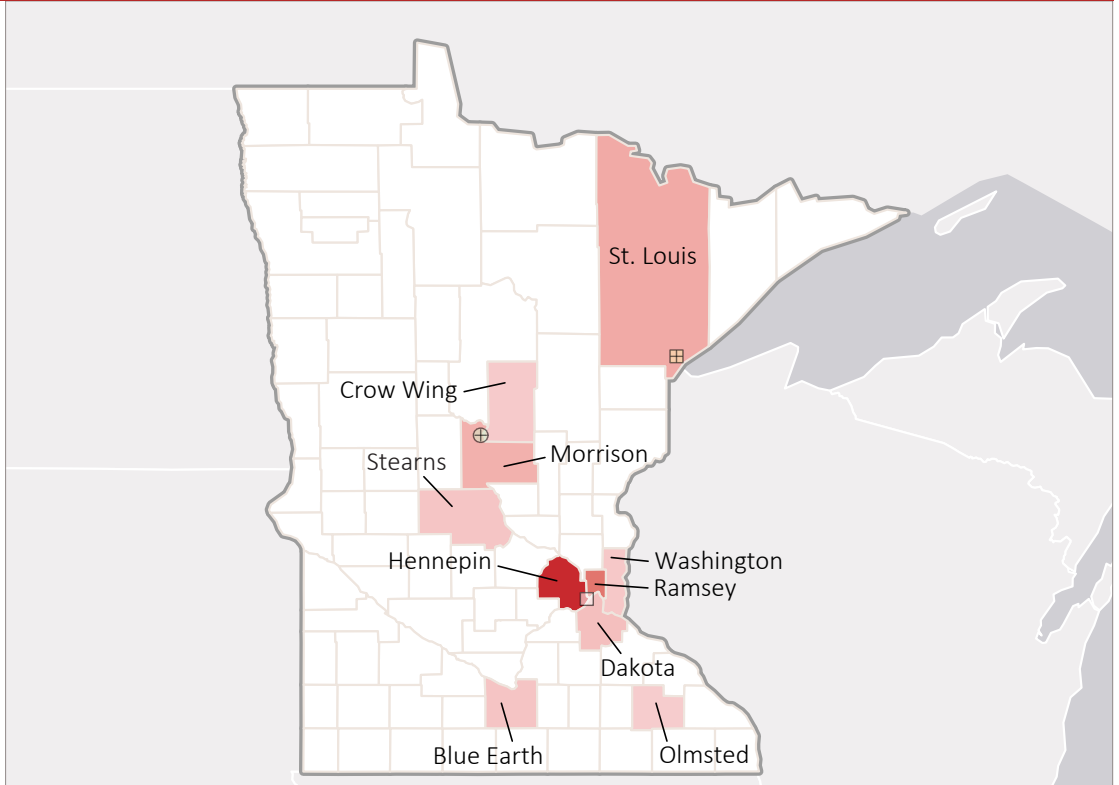
- Hennepin
\$1.2 B
- Anoka
\$503.8 M
- Ramsey
\$171.9 M
- Dakota
\$132.9 M
- Blue Earth
\$72.0 M
- Sherburne
\$38.2 M
- Carver
\$25.6 M
- Olmsted
\$13.2 M
- Dodge
\$8.4 M
- Washington
\$7.7 M



TOP DEFENSE PERSONNEL SPENDING LOCATIONS

(M = millions)

- Hennepin
\$242.0 M
- Ramsey
\$141.9 M
- St. Louis
\$59.8 M
- Morrison
\$49.5 M
- Dakota
\$26.8 M
- Blue Earth
\$18.6 M
- Stearns
\$16.9 M
- Washington
\$12.6 M
- Crow Wing
\$8.9 M
- Olmsted
\$6.1 M



■ AF Active
 AF Guard
 AF Reserve
 ● Army Active
 Army Guard
 Army Reserve
 ◆ MC Active
 ▲ Navy Active
 ✱ WHS