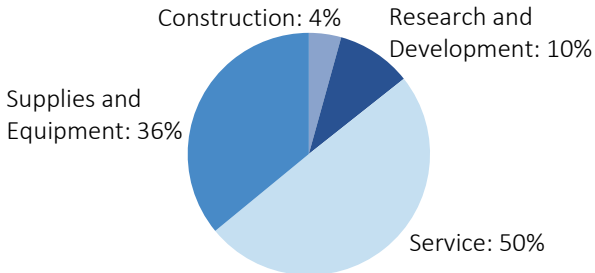


MARYLAND

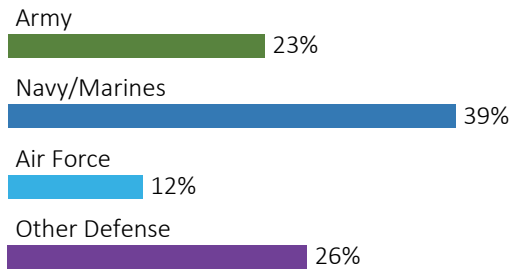
#4 \$30.4 B SPENT IN STATE	#4 7.0% OF STATE GDP	5.1% OF TOTAL U.S. DEFENSE SPENDING	\$5,023 PER RESIDENT	#5 \$22.4 B CONTRACT SPENDING	#8 95,491 NUMBER OF PERSONNEL	#5 \$8.0 B PERSONNEL SPENDING
--------------------------------------	--------------------------------	-----------------------------------------------	--------------------------------	-----------------------------------------	-----------------------------------------	-----------------------------------------

DEFENSE CONTRACTS

By Type



By Service



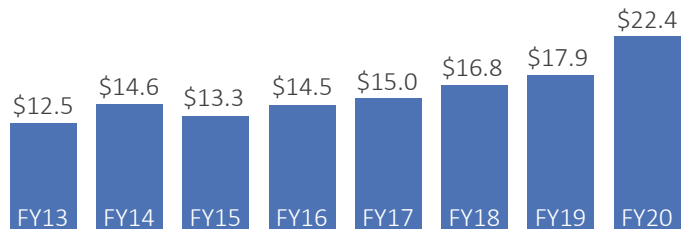
Top Defense Contractors

(M = millions, B = billions)

Lockheed Martin	\$2.7 B
Northrop Grumman	\$2.0 B
Johns Hopkins University	\$1.5 B
Federal Resources Supply	\$1.4 B
Leidos	\$760.3 M
BAE Systems	\$584.7 M
Booz Allen Hamilton	\$550.5 M
Textron	\$541.7 M
General Dynamics	\$428.5 M
Hensel Phelps Construction	\$406.5 M

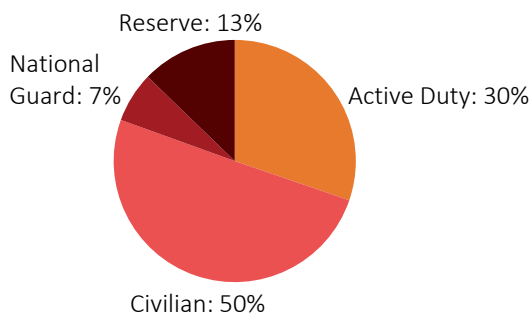
Contract Awards Performed

(By Fiscal Year, billions)

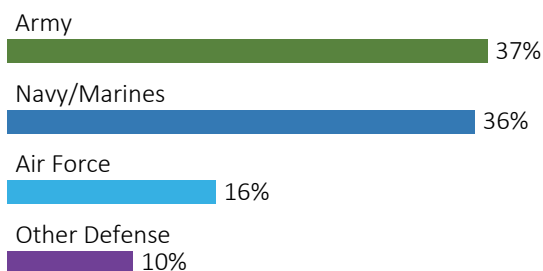


DEFENSE PERSONNEL

Allocations, By Type



Allocations, By Service



\$8.0 BILLION
TOTAL PAYROLL

95,491
TOTAL PERSONNEL

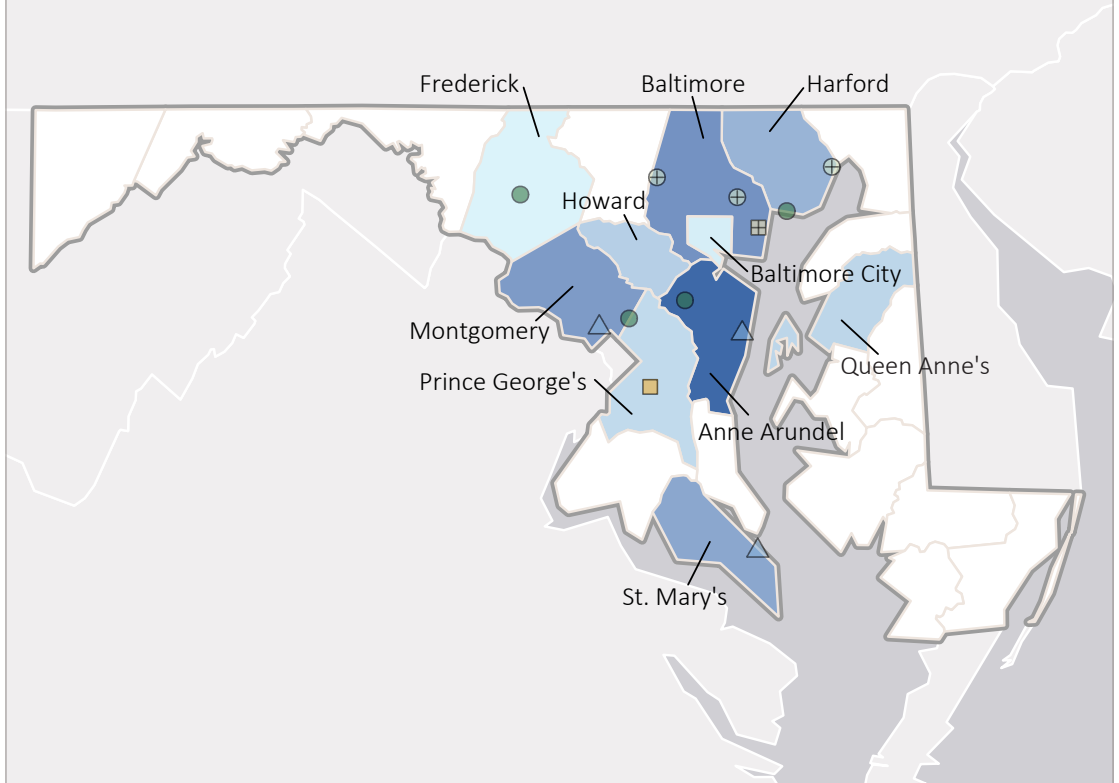
Top Defense Personnel Locations

County	Active Duty	Civilian	National Guard	Reserve	Total
Anne Arundel	12,962	9,087	432	3,500	25,981
Prince George's	4,585	4,749	1,058	4,564	14,956
Harford	846	10,795	825	550	13,016
St. Mary's	2,241	10,418	69	14	12,742
Montgomery	4,733	6,599	184	461	11,977
Baltimore	118	405	2,745	807	4,075
Frederick	1,294	2,233	99	237	3,863
Charles	594	2,369	79	728	3,770
Baltimore City	64	1,018	369	1,121	2,572
Allegany	1,058	ND	13	197	ND

TOP DEFENSE CONTRACT SPENDING LOCATIONS

(M = millions, B = billions)

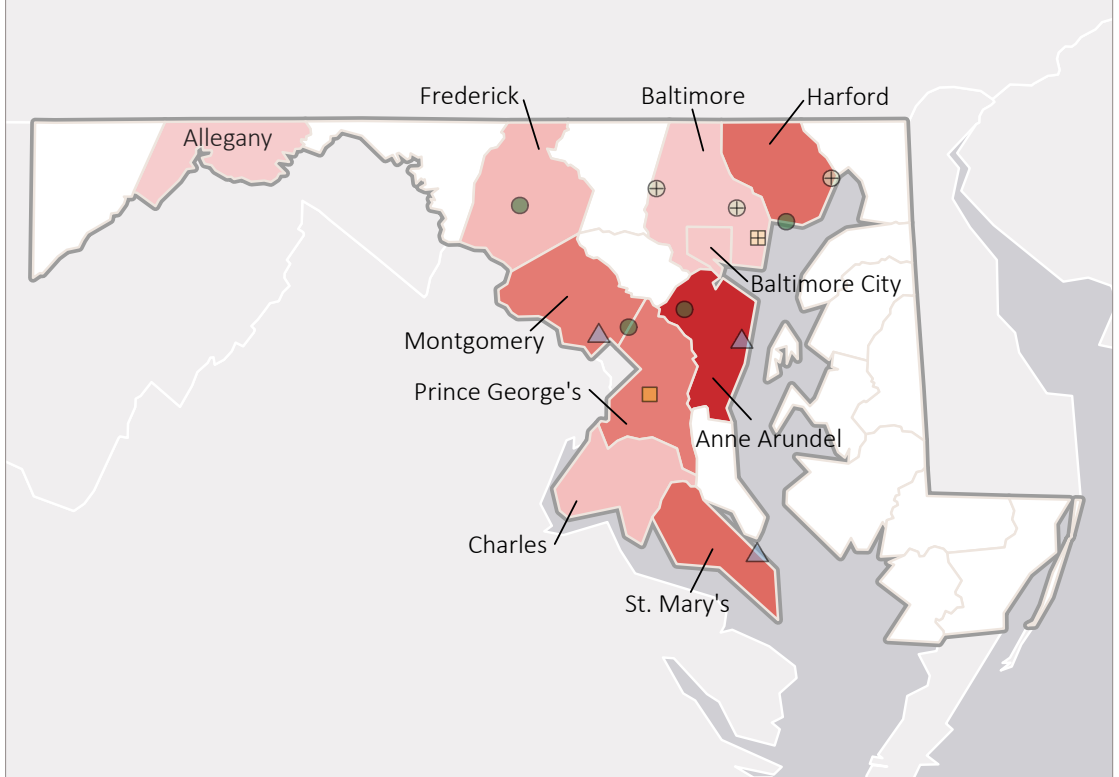
- Anne Arundel
\$4.8 B
- Baltimore
\$3.4 B
- Montgomery
\$3.2 B
- St. Mary's
\$2.8 B
- Harford
\$2.4 B
- Howard
\$1.6 B
- Queen Anne's
\$1.4 B
- Prince George's
\$1.2 B
- Baltimore City
\$654.5 M
- Frederick
\$514.2 M



TOP DEFENSE PERSONNEL SPENDING LOCATIONS

(M = millions, B = billions)

- Anne Arundel
\$2.0 B
- St. Mary's
\$1.4 B
- Harford
\$1.3 B
- Montgomery
\$1.1 B
- Prince George's
\$1.1 B
- Frederick
\$333.0 M
- Charles
\$280.6 M
- Baltimore City
\$146.5 M
- Baltimore
\$142.4 M
- Allegany
\$95.9 M



■ AF Active
 ■ AF Guard
 AF Reserve
 ● Army Active
 ⊕ Army Guard
 Army Reserve
 ◆ MC Active
 ▲ Navy Active
 * WHS