

LOUISIANA

#30
\$4.3 B SPENT IN STATE

#30
1.7% OF STATE GDP

0.7%
OF TOTAL U.S. DEFENSE SPENDING

\$927
PER RESIDENT

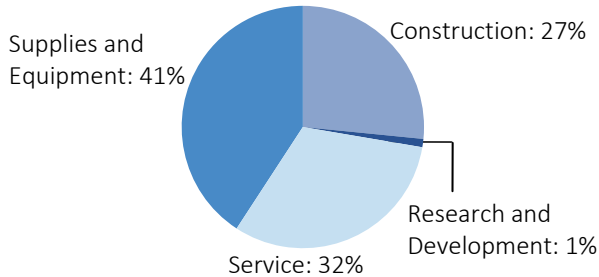
#32
\$2.6 B CONTRACT PENDING

#22
37,958 NUMBER OF PERSONNEL

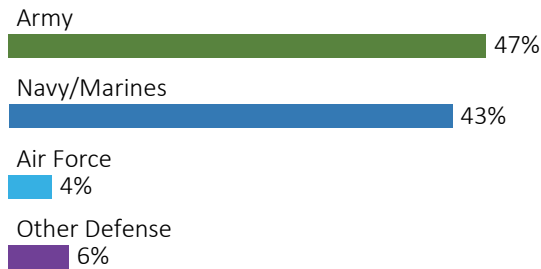
#25
\$1.7 B PERSONNEL SPENDING

DEFENSE CONTRACTS

By Type



By Service



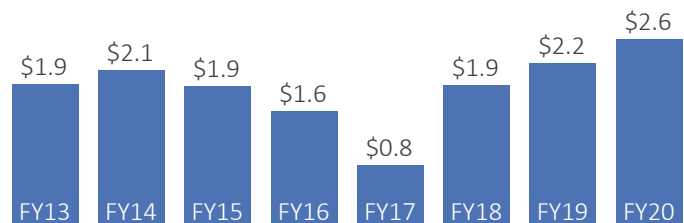
Top Defense Contractors

(M = millions)

| | |
|-------------------------------|-----------|
| Textron | \$510.8 M |
| Manson Construction Co. | \$165.8 M |
| Gulf Island Fabrication Inc. | \$131.1 M |
| Hornbeck Offshore Services | \$86.7 M |
| Nova Global Supply & Services | \$72.4 M |
| Weeks Marine | \$64.7 M |
| Placid Refining Co. | \$62.7 M |
| Great Lakes Dredge & Dock | \$58.7 M |
| Primoris Services Corp. | \$55.1 M |
| Swiftships | \$50.8 M |

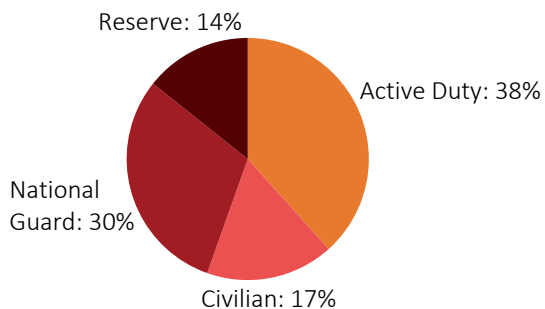
Contract Awards Performed

(By Fiscal Year, billions)

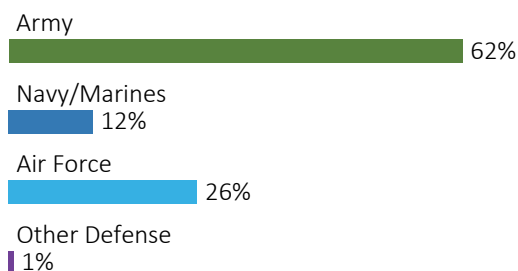


DEFENSE PERSONNEL

Allocations, By Type



Allocations, By Service



\$1.7 BILLION
TOTAL PAYROLL

37,958
TOTAL PERSONNEL

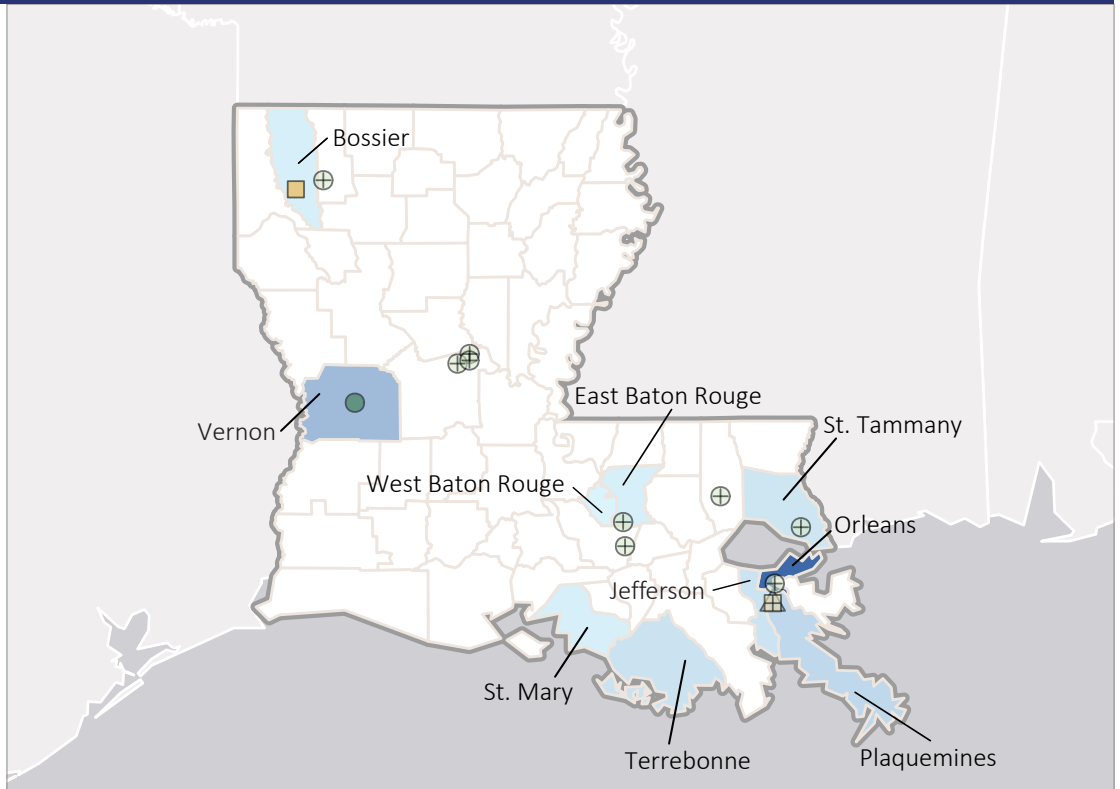
Top Defense Personnel Locations

| County | Active Duty | Civilian | National Guard | Reserve | Total |
|------------------|-------------|----------|----------------|---------|-------|
| Vernon | 7,857 | 1,405 | 108 | 26 | 9,396 |
| Bossier | 5,160 | 1,509 | 119 | 1,935 | 8,723 |
| Orleans | 1,074 | 1,779 | 2,501 | 2,581 | 7,935 |
| Rapides | ND | 419 | 1,371 | ND | ND |
| East Baton Rouge | 149 | 110 | 595 | 597 | 1,451 |
| Tangipahoa | ND | 107 | 793 | 0 | ND |
| Iberville | ND | 40 | 770 | ND | ND |
| Plaquemines | 87 | 640 | 0 | ND | ND |
| Lafayette | 40 | 46 | 324 | 114 | 524 |
| Calcasieu | ND | 45 | 320 | 152 | ND |

TOP DEFENSE CONTRACT SPENDING LOCATIONS

(M = millions)

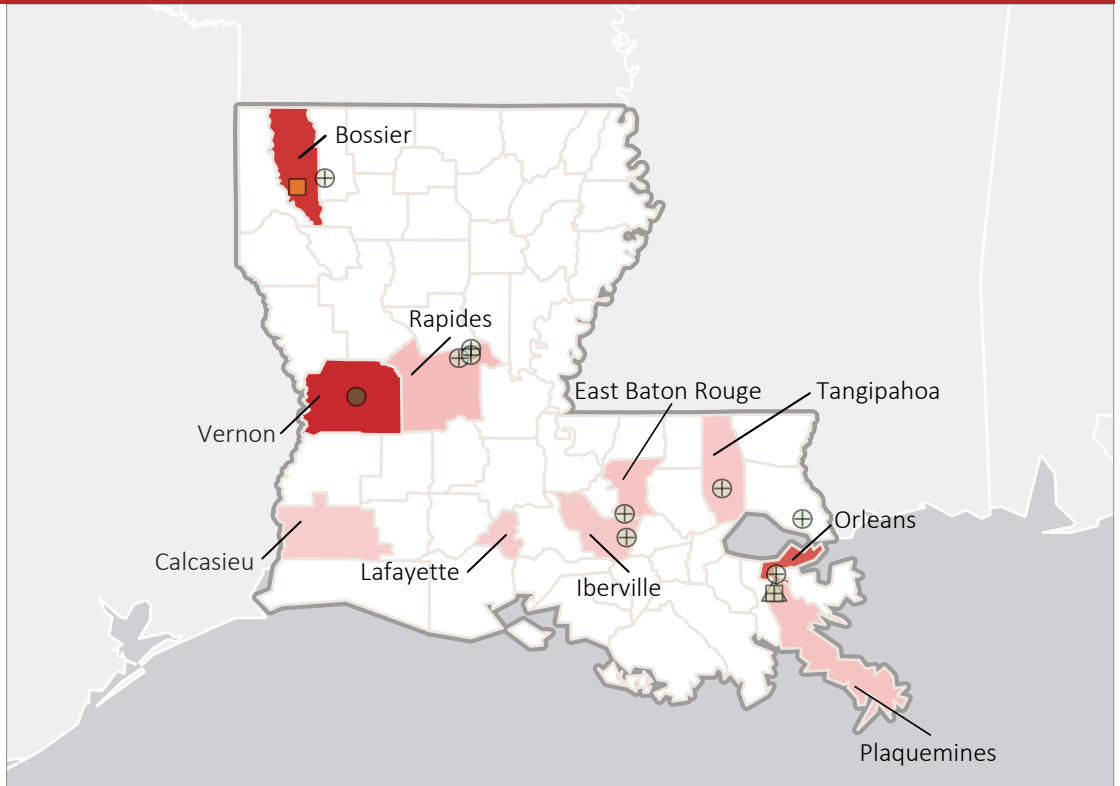
| | |
|------------------|------------------|
| Orleans | \$921.0 M |
| Vernon | \$400.0 M |
| Plaquemines | \$221.8 M |
| Terrebonne | \$155.2 M |
| Jefferson | \$151.4 M |
| St. Tammany | \$140.7 M |
| St. Mary | \$87.7 M |
| Bossier | \$87.2 M |
| East Baton Rouge | \$84.2 M |
| West Baton Rouge | \$62.8 M |



TOP DEFENSE PERSONNEL SPENDING LOCATIONS

(M = millions)

| | |
|------------------|------------------|
| Vernon | \$522.2 M |
| Bossier | \$492.3 M |
| Orleans | \$396.5 M |
| Rapides | \$65.0 M |
| Plaquemines | \$42.9 M |
| East Baton Rouge | \$39.1 M |
| Tangipahoa | \$23.2 M |
| Iberville | \$21.5 M |
| Lafayette | \$17.3 M |
| Calcasieu | \$10.8 M |



■ AF Active
 ■ AF Guard
 AF Reserve
 ● Army Active
 ⊕ Army Guard
 ○ Army Reserve
 ◆ MC Active
 ▲ Navy Active
 ✱ WHS