

KENTUCKY

#16
\$12.6 B SPENT IN STATE

#8
5.8% OF STATE GDP

2.1%
OF TOTAL U.S. DEFENSE SPENDING

\$2,804
PER RESIDENT

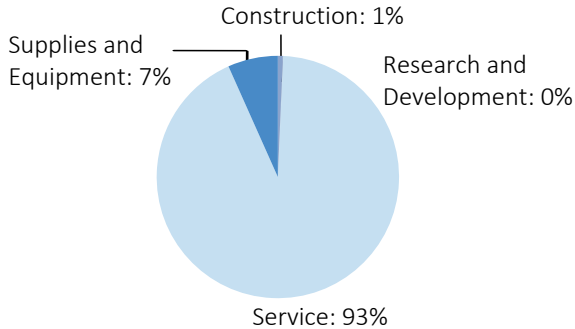
#13
\$9.5 B CONTRACT SPENDING

#17
56,441 NUMBER OF PERSONNEL


#14
\$3.0 B PERSONNEL SPENDING

DEFENSE CONTRACTS

By Type



By Service



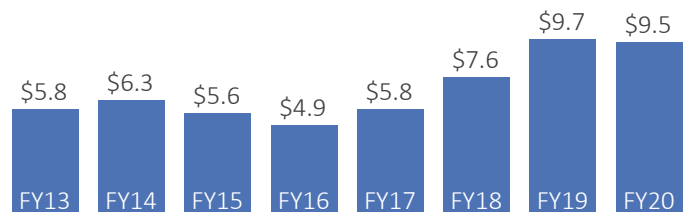
Top Defense Contractors

(M = millions, B = billions)

Humana	\$6.9 B
Lockheed Martin	\$837.5 M
Bechtel Parsons Blue Grass, JV	\$262.1 M
Raytheon	\$172.0 M
United Parcel Service Co.	\$79.1 M
Global Asset Technologies	\$64.2 M
Patriot Industries Inc.	\$59.0 M
SourceAmerica	\$41.7 M
Perspecta	\$33.6 M
Boneal Inc.	\$30.8 M

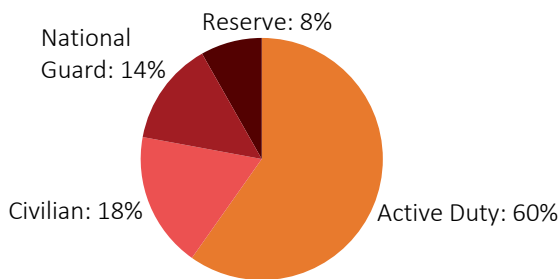
Contract Awards Performed

(By Fiscal Year, billions)




DEFENSE PERSONNEL

Allocations, By Type



Allocations, By Service



\$3.0 BILLION
TOTAL PAYROLL

56,441
TOTAL PERSONNEL

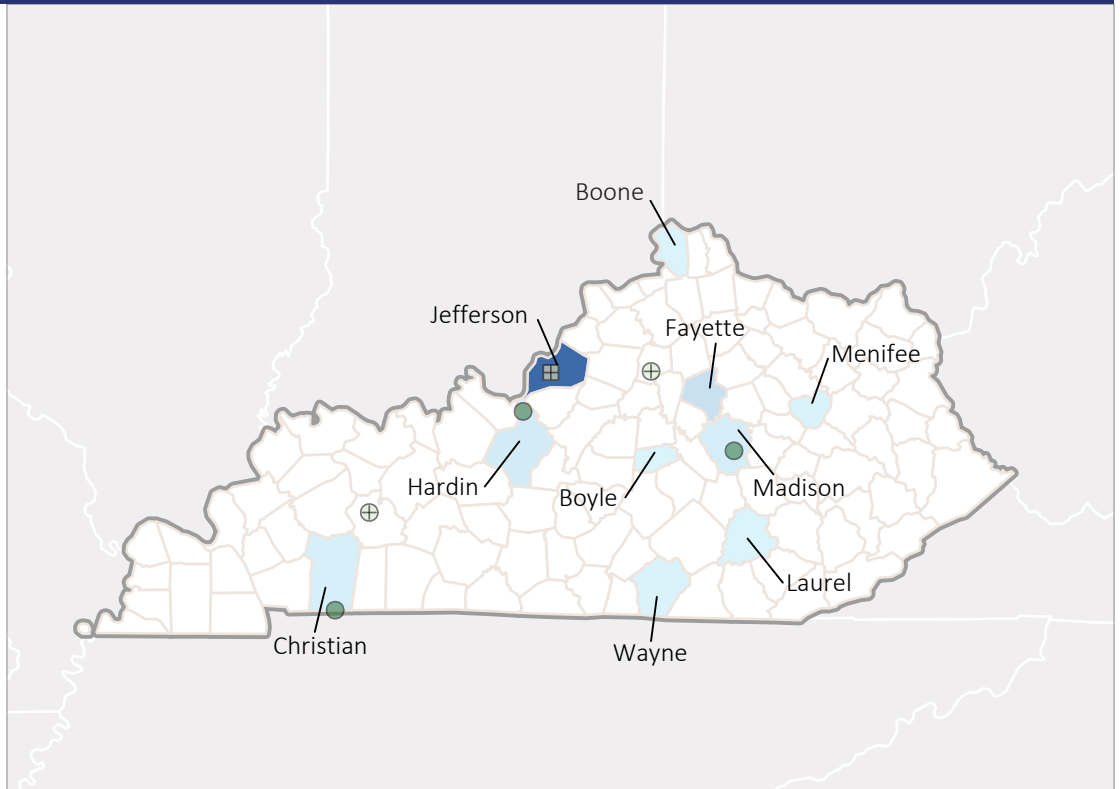
Top Defense Personnel Locations

County	Active Duty	Civilian	National Guard	Reserve	Total
Christian	27,888	2,533	39	183	30,643
Hardin	5,563	4,420	77	2,461	12,521
Jefferson	136	1,232	1,890	666	3,924
Madison	ND	1,060	602	32	ND
Franklin	20	308	1,145	0	1,473
Fayette	70	114	285	540	1,009
Boone	29	22	623	ND	ND
Muhlenberg	0	81	364	0	445
Campbell	ND	37	0	376	ND
McCracken	ND	14	100	172	ND

TOP DEFENSE CONTRACT SPENDING LOCATIONS

(M = millions, B = billions)

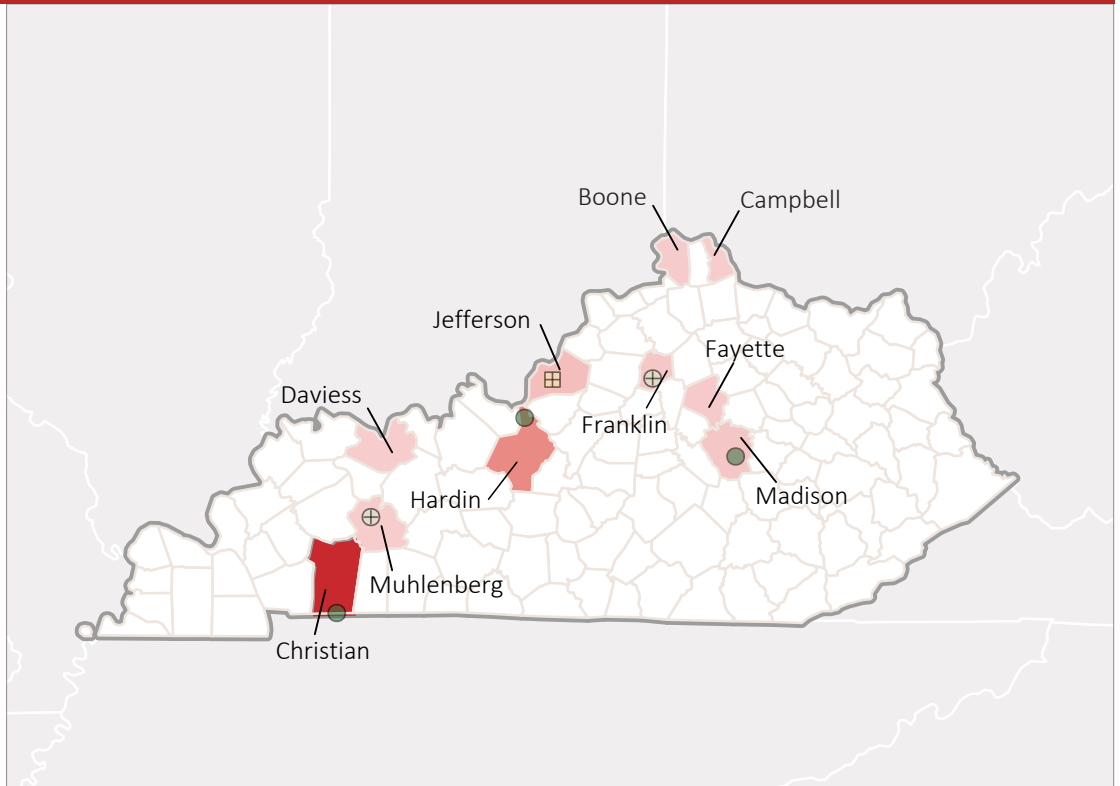
Jefferson	\$7.3 B
Fayette	\$942.4 M
Hardin	\$423.5 M
Madison	\$292.9 M
Christian	\$206.8 M
Wayne	\$67.5 M
Meniffee	\$64.7 M
Boone	\$33.1 M
Laurel	\$27.2 M
Boyle	\$16.7 M



TOP DEFENSE PERSONNEL SPENDING LOCATIONS

(M = millions, B = billions)

Christian	\$1.8 B
Hardin	\$780.1 M
Jefferson	\$176.4 M
Madison	\$83.0 M
Franklin	\$66.2 M
Fayette	\$29.9 M
Boone	\$16.3 M
Muhlenberg	\$11.5 M
Daviess	\$7.4 M
Campbell	\$6.6 M



■ AF Active
 AF Guard
 AF Reserve
 ● Army Active
 Army Guard
 Army Reserve
 ◆ MC Active
 ▲ Navy Active
 ✱ WHS