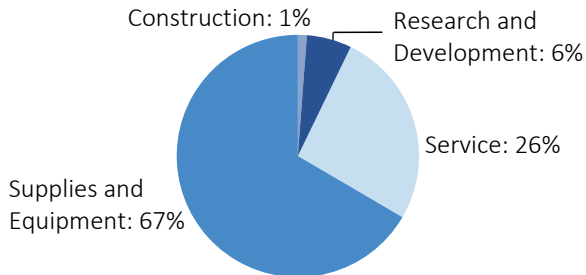


INDIANA

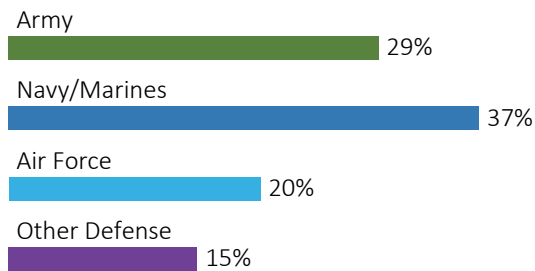
#28 \$5.4 B SPENT IN STATE	#36 1.4% OF STATE GDP	0.9% OF TOTAL U.S. DEFENSE SPENDING	\$802 PER RESIDENT	#25 \$4.0 B CONTRACT SPENDING	#26 30,859 NUMBER OF PERSONNEL	#29 \$1.4 B PERSONNEL SPENDING
--------------------------------------	---------------------------------	---	------------------------------	---	--	--

DEFENSE CONTRACTS

By Type



By Service



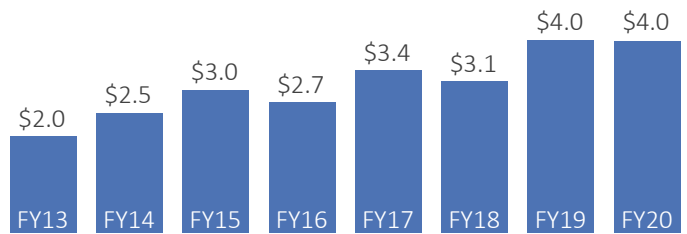
Top Defense Contractors

(M = millions)

Rolls-Royce	\$955.2 M
Raytheon	\$414.7 M
MacAndrews & Forbes Inc.	\$272.1 M
ERAPSCO	\$261.4 M
Allison Transmission	\$222.6 M
AmeriQual Group	\$177.0 M
SAIC	\$150.1 M
AM General	\$126.9 M
Cummins	\$93.3 M
Honeywell	\$92.9 M

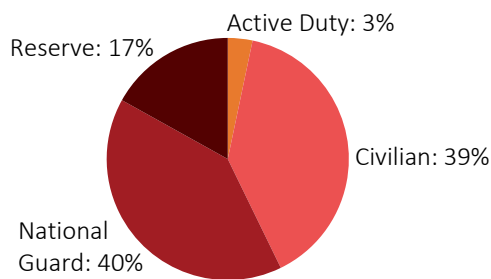
Contract Awards Performed

(By Fiscal Year, billions)



DEFENSE PERSONNEL

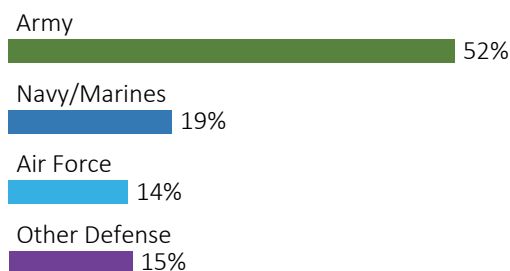
Allocations, By Type



\$1.4 BILLION
TOTAL PAYROLL

30,859
TOTAL PERSONNEL

Allocations, By Service



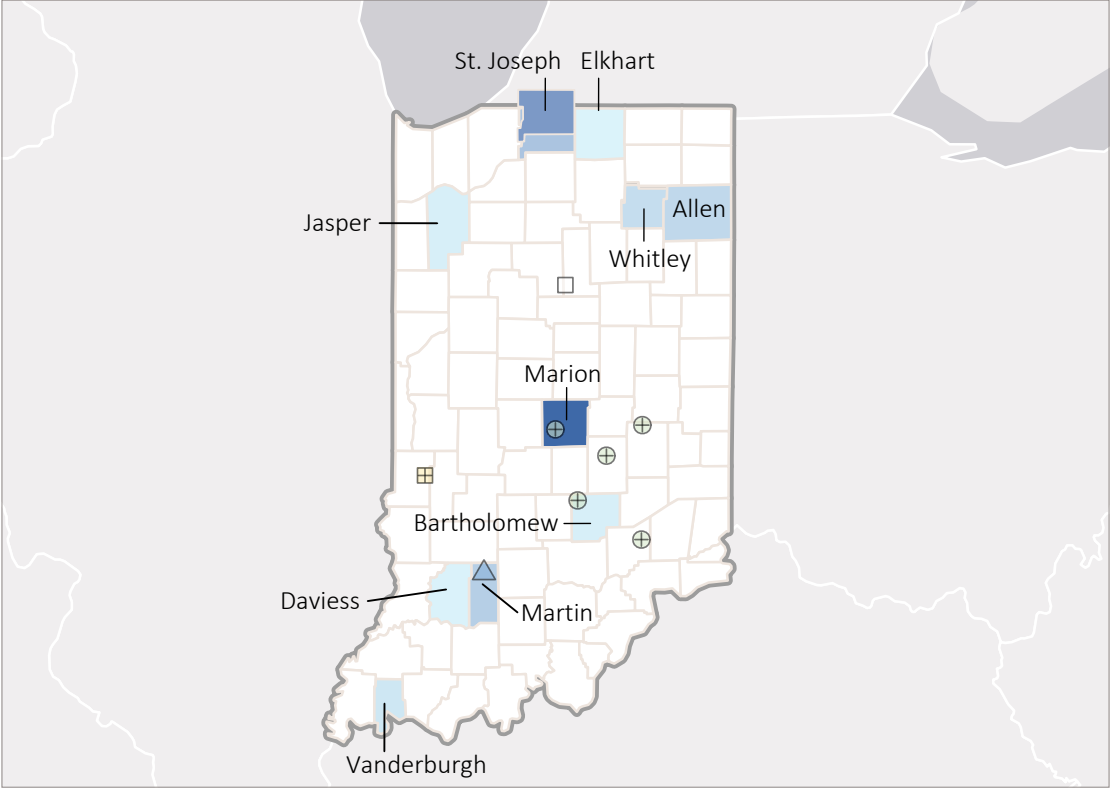
Top Defense Personnel Locations

County	Active Duty	Civilian	National Guard	Reserve	Total
Marion	308	5,438	2,270	1,524	9,540
Martin	59	5,034	0	0	5,093
Miami	13	541	30	1,719	2,303
Johnson	329	261	1,332	282	2,204
Allen	41	266	1,392	337	2,036
Vigo	16	132	1,052	169	1,369
St. Joseph	77	55	258	346	736
Lake	ND	70	453	156	ND
Tippecanoe	76	30	405	119	630
Vanderburgh	45	33	357	154	589

TOP DEFENSE CONTRACT SPENDING LOCATIONS

(M = millions, B = billions)

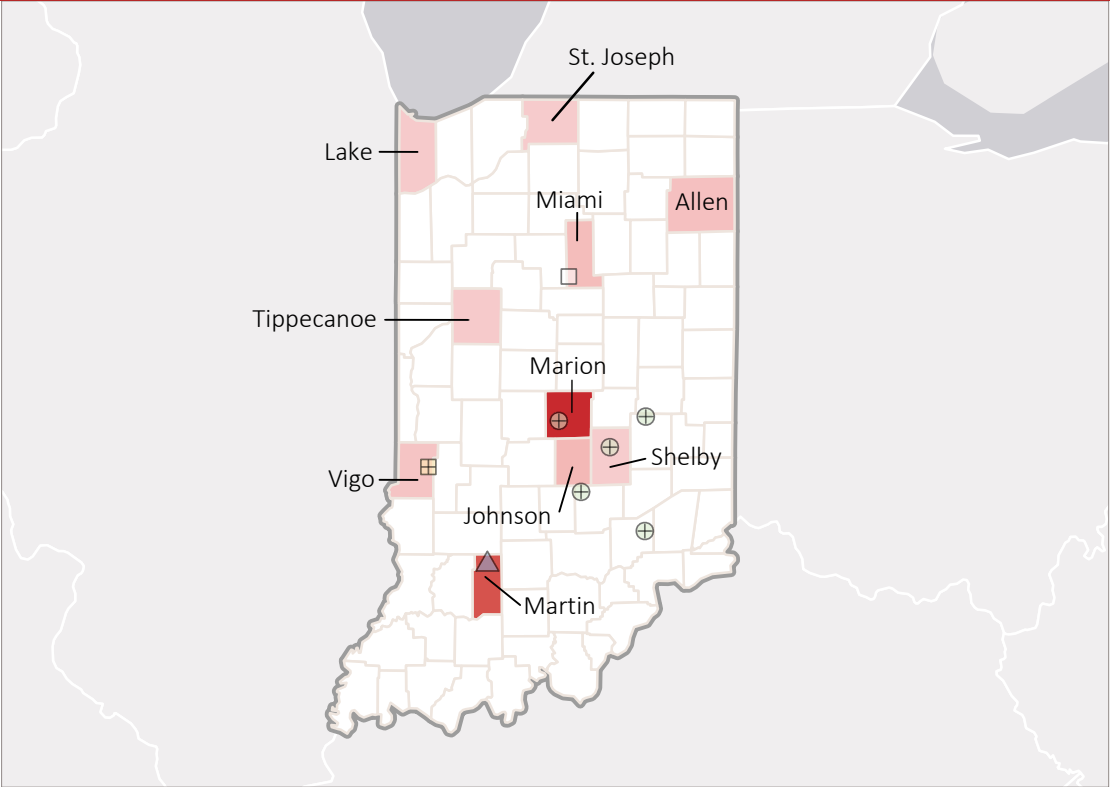
Marion	\$1.6 B
St. Joseph	\$545.6 M
Martin	\$429.5 M
Allen	\$329.4 M
Whitley	\$274.9 M
Vanderburgh	\$178.9 M
Bartholomew	\$93.6 M
Jasper	\$85.5 M
Daviess	\$55.4 M
Elkhart	\$48.2 M



TOP DEFENSE PERSONNEL SPENDING LOCATIONS

(M = millions)

Marion	\$547.2 M
Martin	\$435.6 M
Johnson	\$87.1 M
Miami	\$71.3 M
Allen	\$57.6 M
Vigo	\$43.4 M
Lake	\$23.6 M
Tippecanoe	\$22.0 M
St. Joseph	\$18.8 M
Shelby	\$16.4 M



■ AF Active
 AF Guard
 AF Reserve
 ● Army Active
 Army Guard
 Army Reserve
 ◆ MC Active
 ▲ Navy Active
 ✱ WHS