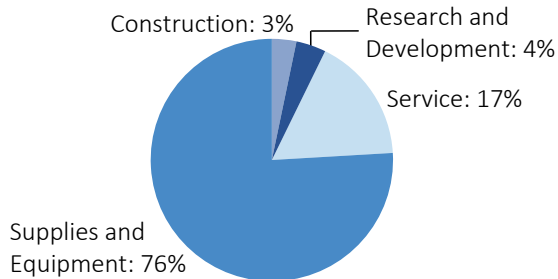


IOWA

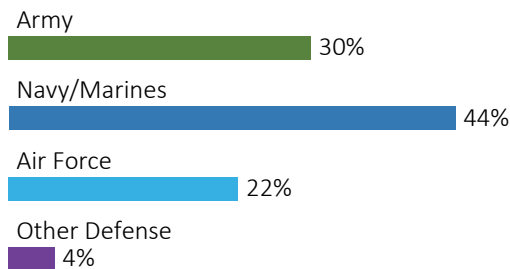
#38 \$2.9 B SPENT IN STATE	#35 1.4% OF STATE GDP	0.5% OF TOTAL U.S. DEFENSE SPENDING	\$913 PER RESIDENT	#33 \$2.5 B CONTRACT SPENDING	#41 12,995 NUMBER OF PERSONNEL	#46 \$0.4 B PERSONNEL SPENDING
--------------------------------------	---------------------------------	---	------------------------------	---	--	--

DEFENSE CONTRACTS

By Type



By Service



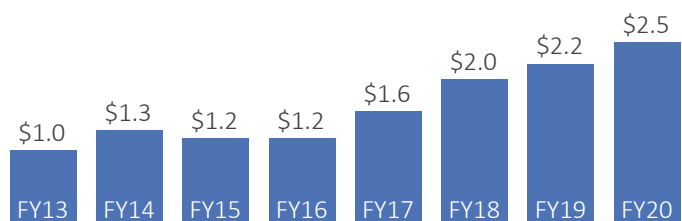
Top Defense Contractors

(M = millions)

Raytheon	\$909.0 M
BAE Systems/Raytheon	\$370.8 M
United Technologies	\$366.0 M
American Ordnance	\$257.7 M
Lockheed Martin	\$180.0 M
Cobham	\$79.0 M
Hendrickson Transportation	\$43.7 M
Klutina River Contractors	\$40.8 M
Carver Pump Company	\$27.6 M
Dexter Apache Holdings Inc.	\$20.6 M

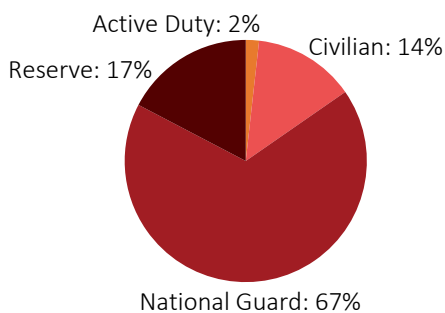
Contract Awards Performed

(By Fiscal Year, billions)



DEFENSE PERSONNEL


Allocations, By Type



\$392.6 MILLION
TOTAL PAYROLL

12,995
TOTAL PERSONNEL

Allocations, By Service



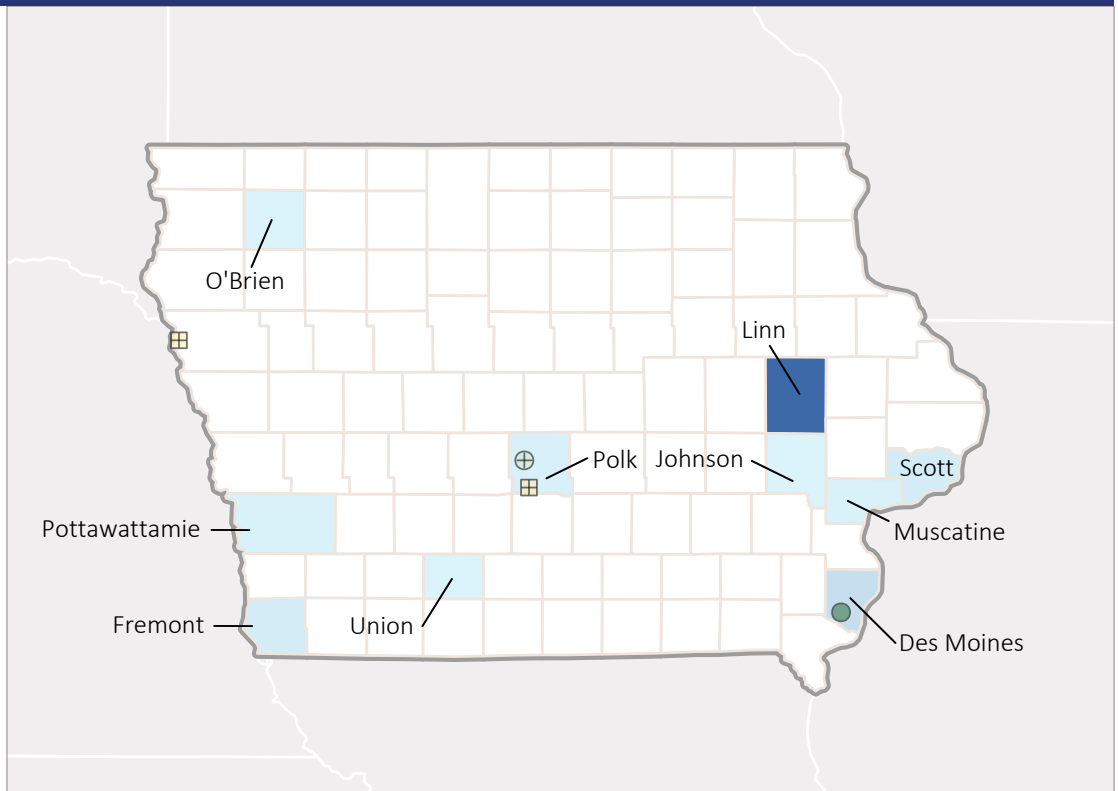
Top Defense Personnel Locations

County	Active Duty	Civilian	National Guard	Reserve	Total
Polk	99	768	3,246	763	4,876
Woodbury	0	285	1,109	65	1,459
Scott	ND	183	469	230	ND
Linn	ND	113	295	392	ND
Black Hawk	27	77	354	88	546
Johnson	46	29	412	ND	ND
Boone	0	61	395	0	456
Dallas	ND	0	74	282	ND
Dubuque	ND	32	157	130	ND
Pottawattamie	0	17	235	63	315

TOP DEFENSE CONTRACT SPENDING LOCATIONS

(M = millions, B = billions)

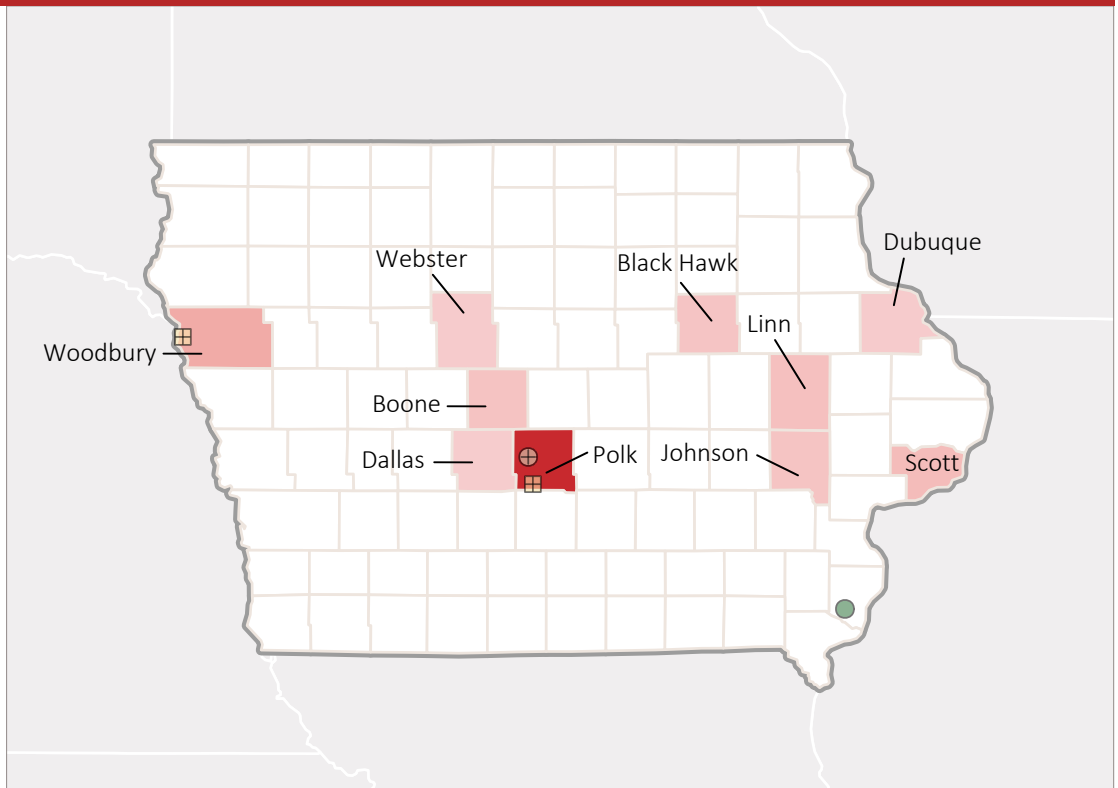
- Linn
\$1.8 B
- Des Moines
\$269.1 M
- Fremont
\$100.0 M
- Scott
\$94.4 M
- Polk
\$42.8 M
- Pottawattamie
\$39.8 M
- Muscatine
\$38.8 M
- Union
\$15.1 M
- O'Brien
\$12.9 M
- Johnson
\$10.9 M



TOP DEFENSE PERSONNEL SPENDING LOCATIONS

(M = millions)

- Polk
\$179.5 M
- Woodbury
\$45.0 M
- Scott
\$25.1 M
- Linn
\$20.5 M
- Boone
\$17.4 M
- Johnson
\$16.2 M
- Black Hawk
\$15.7 M
- Dubuque
\$7.5 M
- Webster
\$7.5 M
- Dallas
\$6.4 M



■ AF Active
 AF Guard
 AF Reserve
 ● Army Active
 Army Guard
 Army Reserve
 ◆ MC Active
 ▲ Navy Active
 ✱ WHS