

GEORGIA

#10
\$15.8 B SPENT IN STATE

#22
2.5% OF STATE GDP

2.7%
OF TOTAL U.S. DEFENSE SPENDING

\$1,472
PER RESIDENT

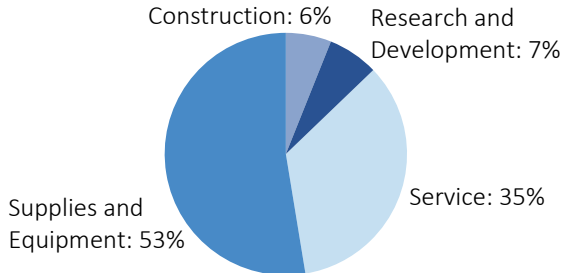
#14
\$8.7 B CONTRACT SPENDING

#6
131,696 NUMBER OF PERSONNEL

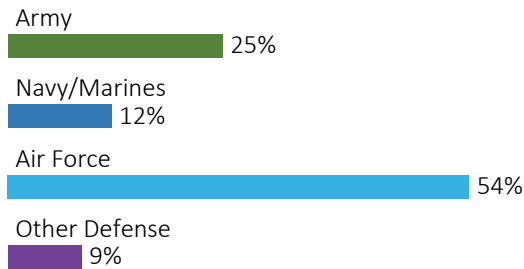
#7
\$7.1 B PERSONNEL SPENDING

DEFENSE CONTRACTS

By Type



By Service



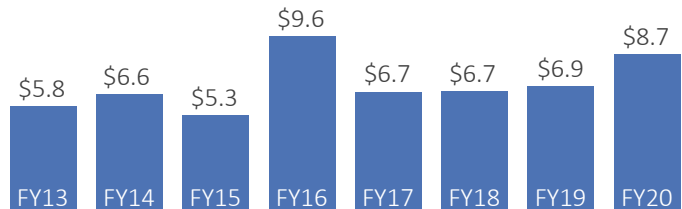
Top Defense Contractors

(M = millions, B = billions)

Lockheed Martin	\$3.3 B
Georgia Tech Research Corp.	\$496.5 M
General Dynamics	\$240.1 M
Meggitt	\$163.5 M
Weeks Marine	\$145.2 M
International Auto Logistics	\$135.9 M
Northrop Grumman	\$133.0 M
Alberici-Mortenson, JV	\$123.8 M
J. Walter Thompson U.S.A.	\$113.2 M
Scientific Research Corp.	\$106.3 M

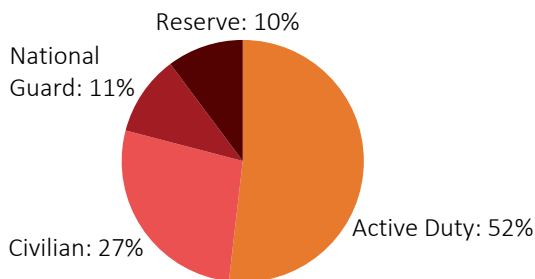
Contract Awards Performed

(By Fiscal Year, billions)

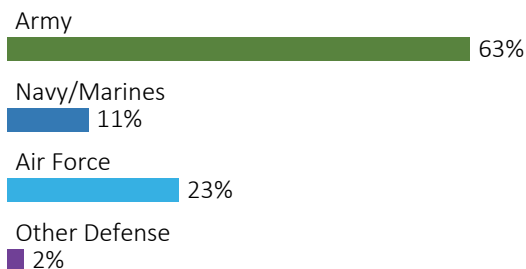


DEFENSE PERSONNEL

Allocations, By Type



Allocations, By Service



\$7.1 BILLION
TOTAL PAYROLL

131,696
TOTAL PERSONNEL

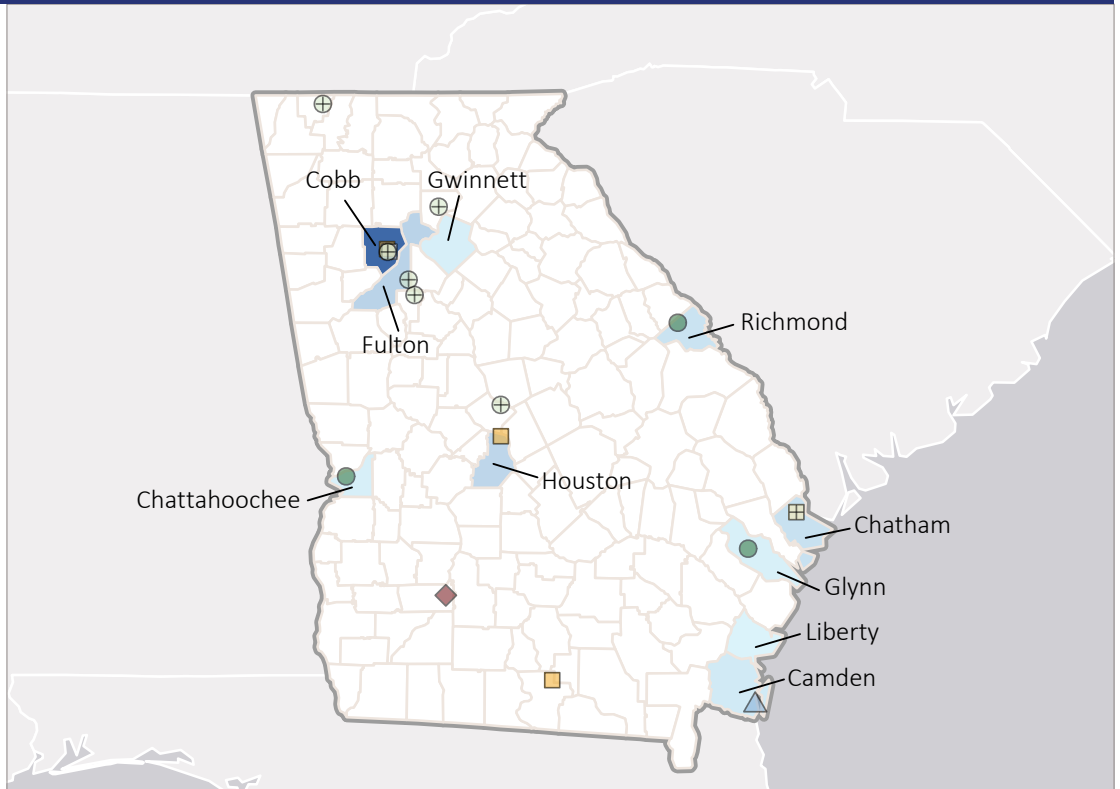
Top Defense Personnel Locations

County	Active Duty	Civilian	National Guard	Reserve	Total
Muscogee	21,694	4,576	381	742	27,393
Houston	3,540	15,164	1,239	1,255	21,198
Liberty	15,548	2,555	568	137	18,808
Richmond	11,576	3,598	586	1,819	17,579
Chatham	4,488	1,181	1,728	542	7,939
Cobb	297	1,363	2,648	3,324	7,632
Lowndes	4,644	533	74	262	5,513
Camden	2,456	2,413	0	ND	ND
Clayton	48	538	487	2,199	3,272
Dougherty	313	2,236	103	129	2,781

TOP DEFENSE CONTRACT SPENDING LOCATIONS

(M = millions, B = billions)

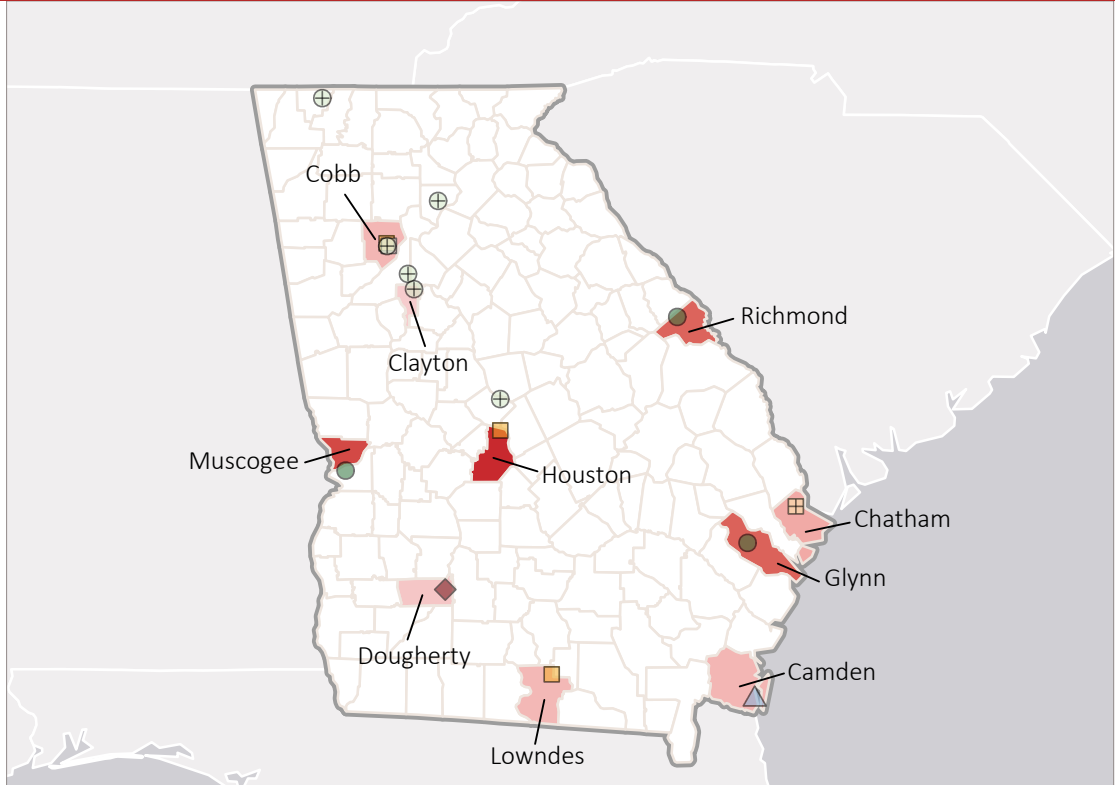
Cobb	\$3.6 B
Fulton	\$896.1 M
Houston	\$816.8 M
Chatham	\$567.7 M
Richmond	\$521.7 M
Camden	\$363.3 M
Chattahoochee	\$245.0 M
Gwinnett	\$231.2 M
Liberty	\$214.4 M
Glynn	\$145.2 M



TOP DEFENSE PERSONNEL SPENDING LOCATIONS

(M = millions, B = billions)

Houston	\$1.4 B
Muscogee	\$1.2 B
Liberty	\$1.1 B
Richmond	\$1.0 B
Chatham	\$425.4 M
Camden	\$320.4 M
Cobb	\$320.2 M
Lowndes	\$306.8 M
Dougherty	\$178.9 M
Clayton	\$127.3 M



■ AF Active
 ■ AF Guard
 AF Reserve
 ● Army Active
 ⊕ Army Guard
 Army Reserve
 ◆ MC Active
 ▲ Navy Active
 * WHS