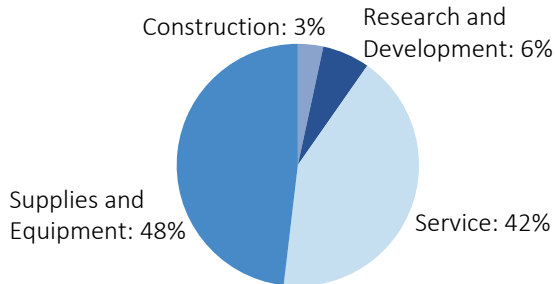


FLORIDA

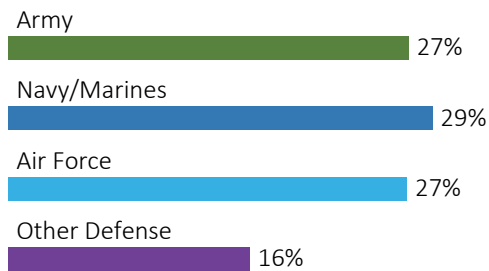
#5 \$29.1 B SPENT IN STATE	#21 2.6% OF STATE GDP	4.9% OF TOTAL U.S. DEFENSE SPENDING	\$1,338 PER RESIDENT	#6 \$21.0 B CONTRACT SPENDING	#5 134,171 NUMBER OF PERSONNEL	#4 \$8.1 B PERSONNEL SPENDING
--------------------------------------	---------------------------------	---	--------------------------------	---	--	---

DEFENSE CONTRACTS

By Type



By Service



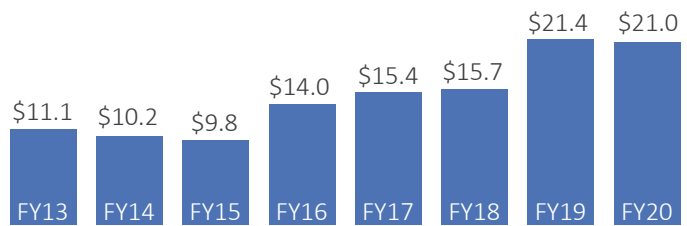
Top Defense Contractors

(M = millions, B = billions)

Lockheed Martin	\$4.6 B
Northrop Grumman	\$1.8 B
L3Harris Technologies	\$806.1 M
Leonardo SpA	\$799.5 M
Honeywell	\$594.8 M
General Dynamics	\$542.5 M
Raytheon	\$533.9 M
Booz Allen Hamilton	\$433.7 M
Jacobs	\$292.9 M
Crowley	\$288.7 M

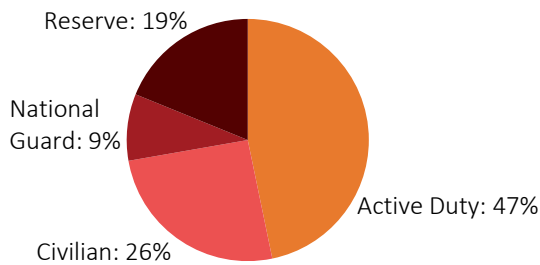
Contract Awards Performed

(By Fiscal Year, billions)

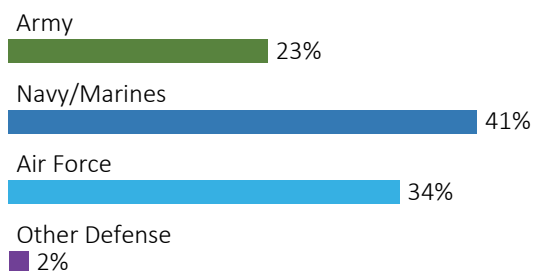


DEFENSE PERSONNEL

Allocations, By Type



Allocations, By Service



\$8.1 BILLION
TOTAL PAYROLL

134,171
TOTAL PERSONNEL

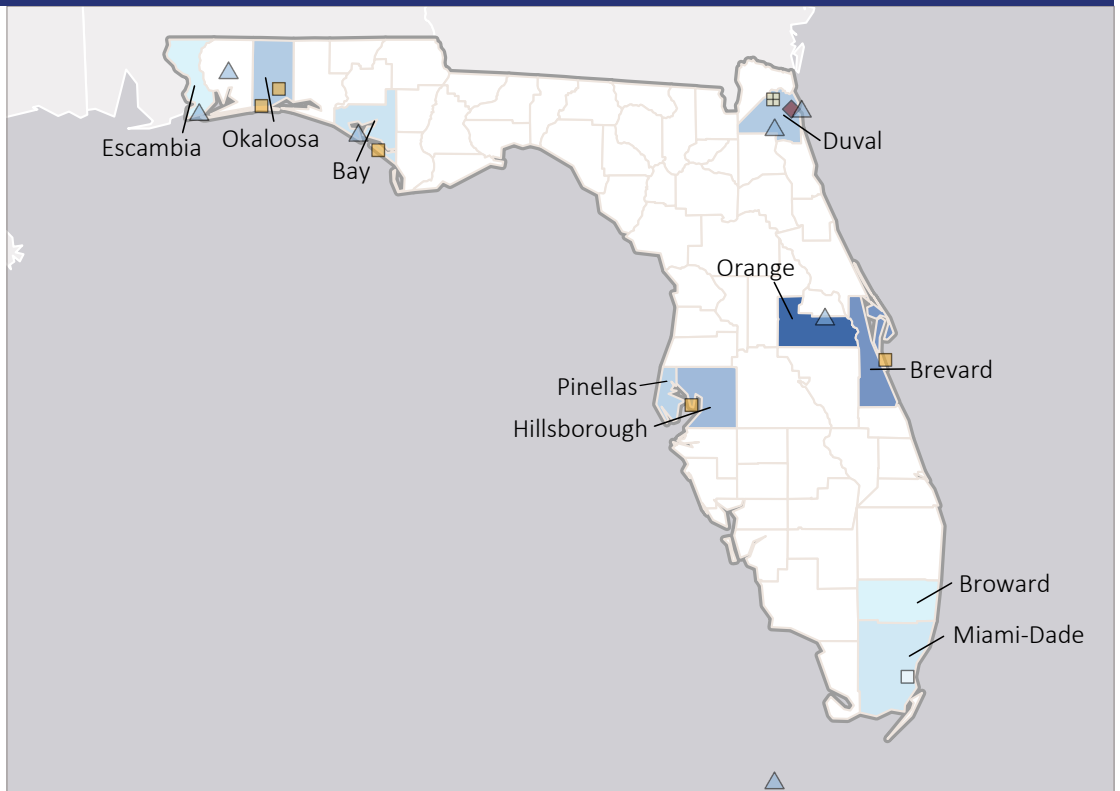
Top Defense Personnel Locations

County	Active Duty	Civilian	National Guard	Reserve	Total
Duval	13,424	9,243	1,976	4,281	28,924
Okaloosa	18,448	7,589	117	2,386	28,540
Escambia	11,241	2,613	190	933	14,977
Hillsborough	5,969	2,861	438	4,245	13,513
Miami-Dade	1,175	1,360	304	3,930	6,769
Orange	232	2,442	358	3,215	6,247
Bay	2,400	2,898	518	218	6,034
Brevard	1,660	2,567	376	1,281	5,884
Pinellas	64	348	786	1,388	2,586
Palm Beach	75	246	358	1,064	1,743

TOP DEFENSE CONTRACT SPENDING LOCATIONS

(M = millions, B = billions)

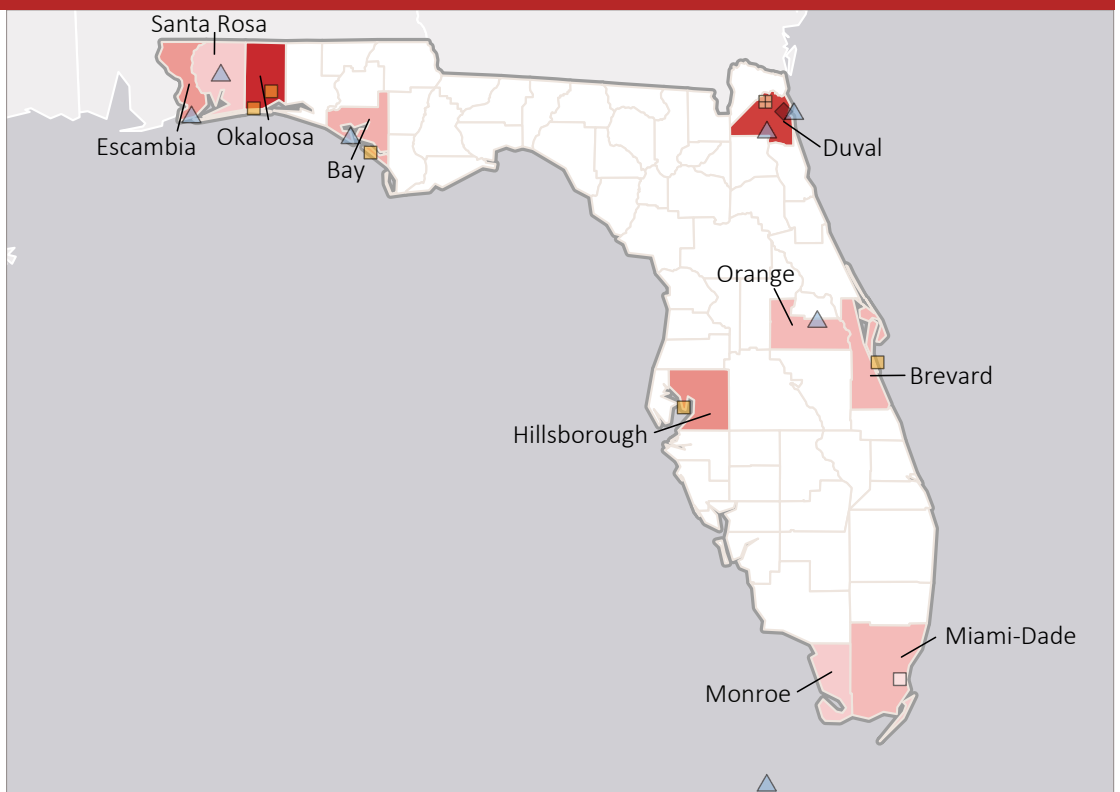
Orange	\$5.7 B
Brevard	\$3.9 B
Hillsborough	\$2.4 B
Duval	\$1.8 B
Okaloosa	\$1.8 B
Pinellas	\$1.5 B
Bay	\$883.4 M
Miami-Dade	\$762.9 M
Escambia	\$361.6 M
Broward	\$356.5 M



TOP DEFENSE PERSONNEL SPENDING LOCATIONS

(M = millions, B = billions)

Okaloosa	\$2.0 B
Duval	\$1.8 B
Hillsborough	\$895.9 M
Escambia	\$750.4 M
Bay	\$466.8 M
Brevard	\$371.4 M
Orange	\$340.8 M
Miami-Dade	\$326.4 M
Santa Rosa	\$120.5 M
Monroe	\$104.9 M



■ AF Active
 ■ AF Guard
 AF Reserve
 ● Army Active
 ● Army Guard
 Army Reserve
 ◆ MC Active
 ▲ Navy Active
 * WHS