

DELAWARE

#50
\$0.7 B SPENT IN STATE

#47
0.8% OF STATE GDP

0.1%
OF TOTAL U.S. DEFENSE SPENDING

\$659
PER RESIDENT

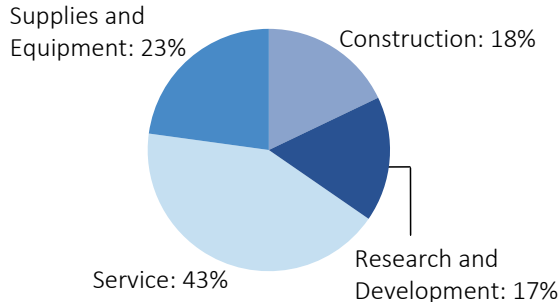
#50
\$0.2 B CONTRACT SPENDING

#45
10,359 NUMBER OF PERSONNEL

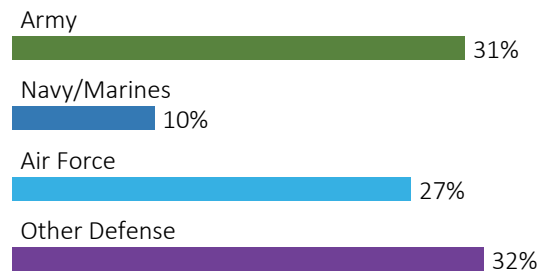
#43
\$0.5 B PERSONNEL SPENDING

DEFENSE CONTRACTS

By Type



By Service



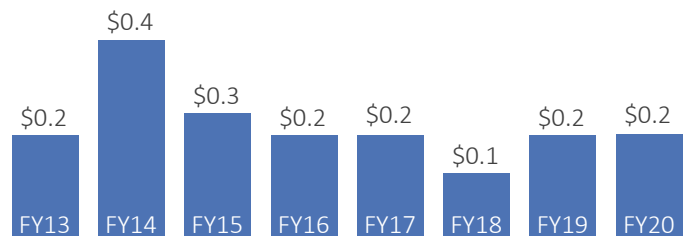
Top Defense Contractors

(M = millions)

SNA International	\$20.2 M
Harkins Builders Inc.	\$19.8 M
Weeks Marine	\$11.1 M
Bering Straits Native Corp.	\$10.5 M
DuPont	\$10.4 M
Caesar Rodney School District	\$9.8 M
Tesla Industries	\$7.5 M
Agilent Technologies Inc.	\$6.4 M
Johnson Controls Federal Systems-Versar, JV	\$5.8 M
Bantam Technologies	\$5.0 M

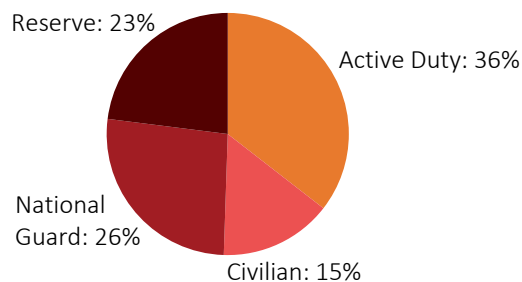
Contract Awards Performed

(By Fiscal Year, billions)



DEFENSE PERSONNEL

Allocations, By Type



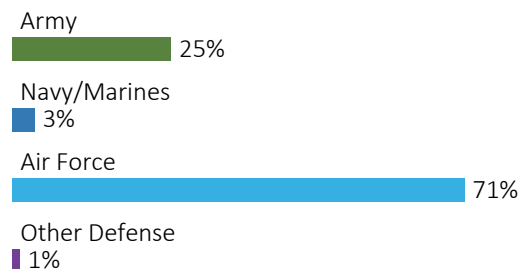
\$460.5 MILLION
TOTAL PAYROLL

10,359
TOTAL PERSONNEL

Top Defense Personnel Locations

County	Active Duty	Civilian	National Guard	Reserve	Total
Kent	3,624	1,040	141	1,722	6,527
New Castle	38	482	2,079	602	3,201
Sussex	0	34	522	59	615

Allocations, By Service



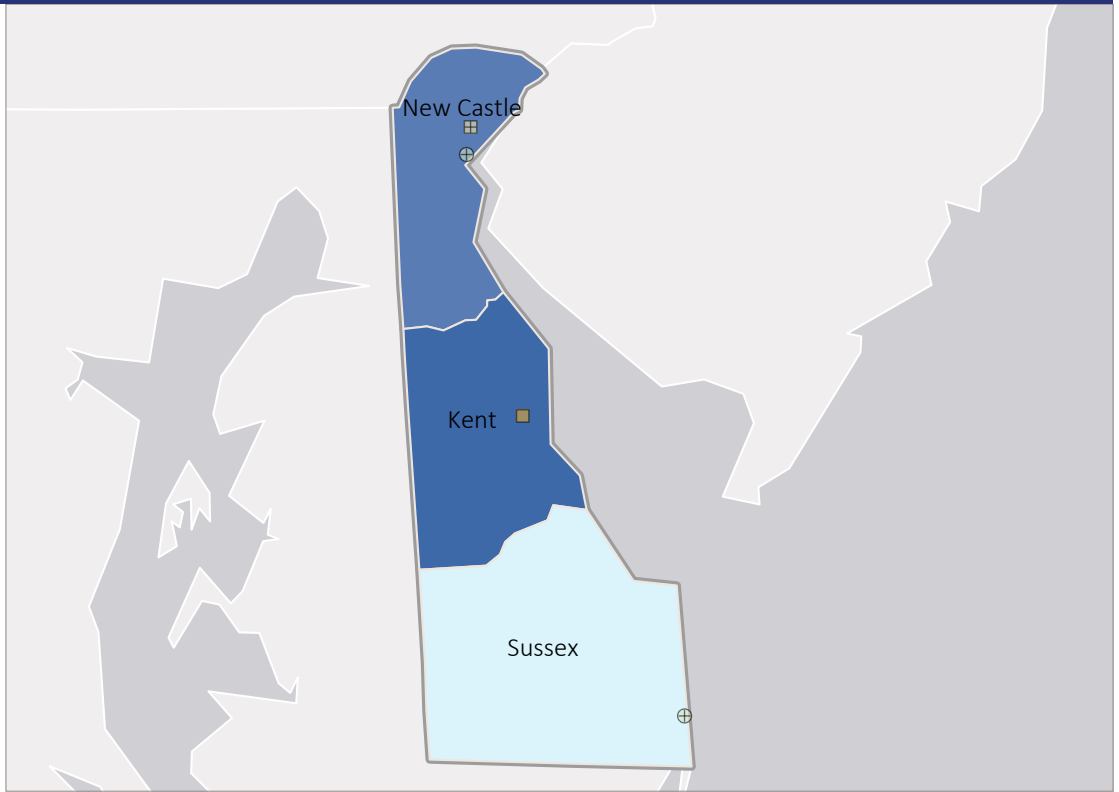
TOP DEFENSE CONTRACT SPENDING LOCATIONS

(M = millions)

Kent
\$92.1 M

New Castle
\$80.7 M

Sussex
\$16.8 M



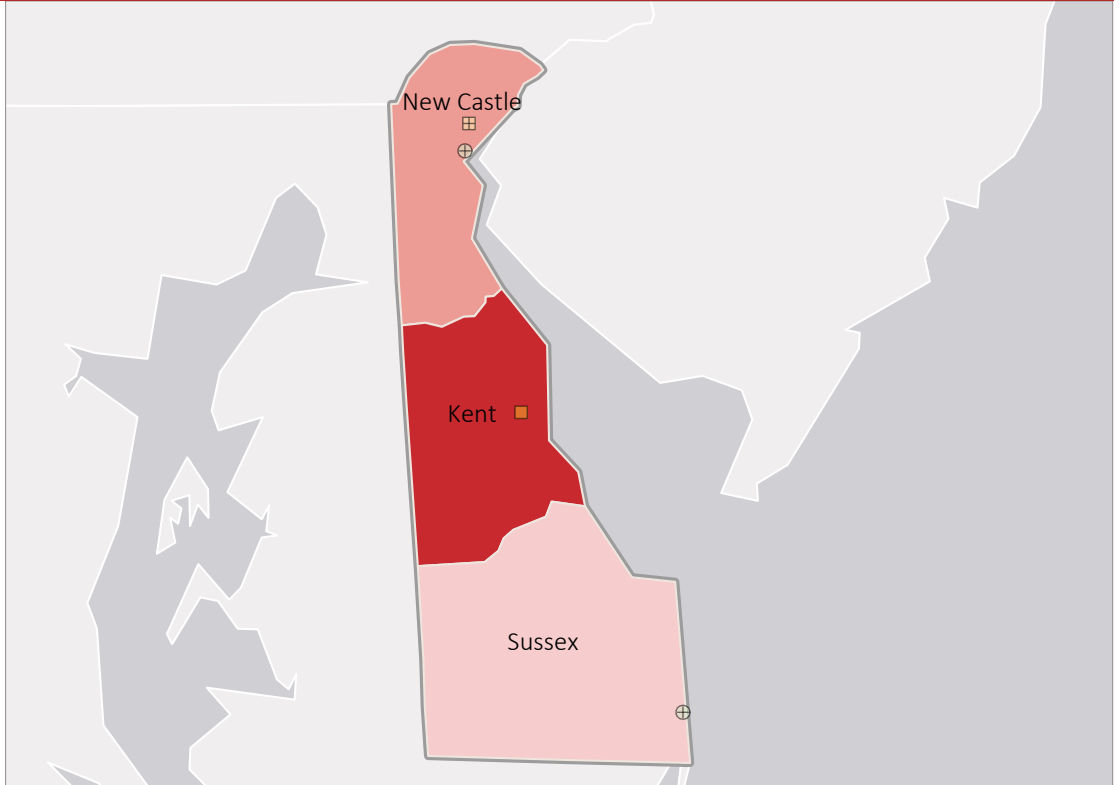
TOP DEFENSE PERSONNEL SPENDING LOCATIONS

(M = millions)

Kent
\$327.2 M

New Castle
\$117.8 M

Sussex
\$14.3 M



■ AF Active
 ■ AF Guard
 □ AF Reserve
 ● Army Active
 ⊕ Army Guard
 ● Army Reserve
 ◆ MC Active
 ▲ Navy Active
 * WHS