

COLORADO

#18
\$11.6 B SPENT IN STATE

#18
2.9% OF STATE GDP

1.9%
OF TOTAL U.S. DEFENSE SPENDING

\$1,992
PER RESIDENT

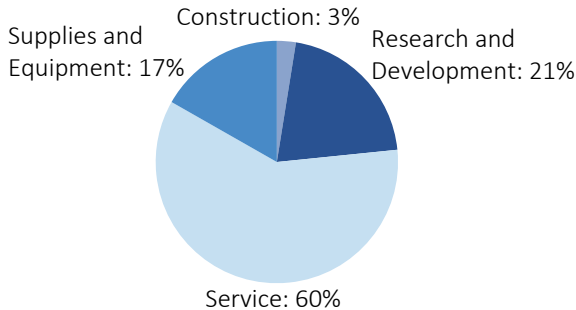
#16
\$7.7 B CONTRACT SPENDING

#12
63,358 NUMBER OF PERSONNEL

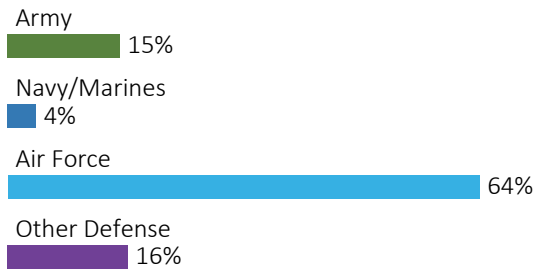
#10
\$3.9 B PERSONNEL SPENDING

DEFENSE CONTRACTS

By Type



By Service



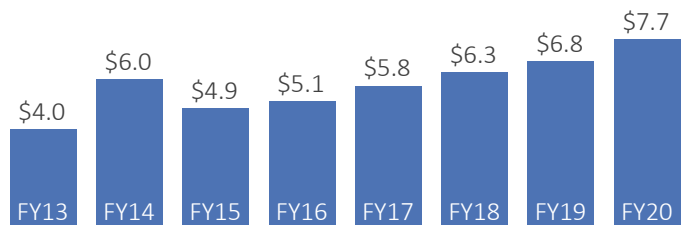
Top Defense Contractors

(M = millions, B = billions)

Lockheed Martin	\$1.1 B
United Launch Alliance	\$1.0 B
Sierra Nevada Corp.	\$663.9 M
Raytheon	\$494.4 M
Bechtel Group	\$419.3 M
Jacobs	\$364.4 M
L3Harris Technologies	\$333.0 M
Ball Corp.	\$260.3 M
Denali Holding Inc.	\$193.2 M
Perspecta	\$115.3 M

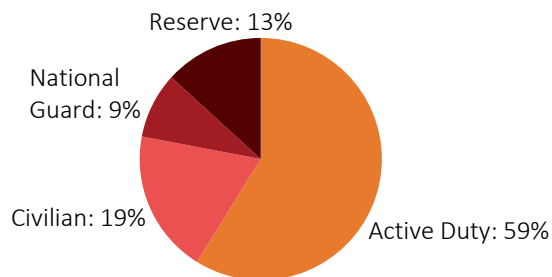
Contract Awards Performed

(By Fiscal Year, billions)

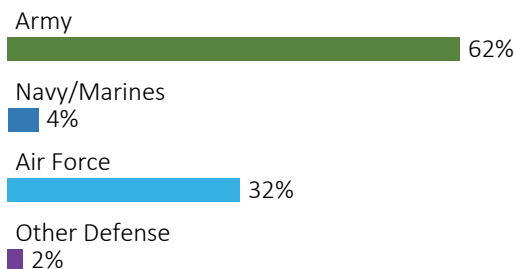


DEFENSE PERSONNEL

Allocations, By Type



Allocations, By Service



\$3.9 BILLION
TOTAL PAYROLL

63,358
TOTAL PERSONNEL

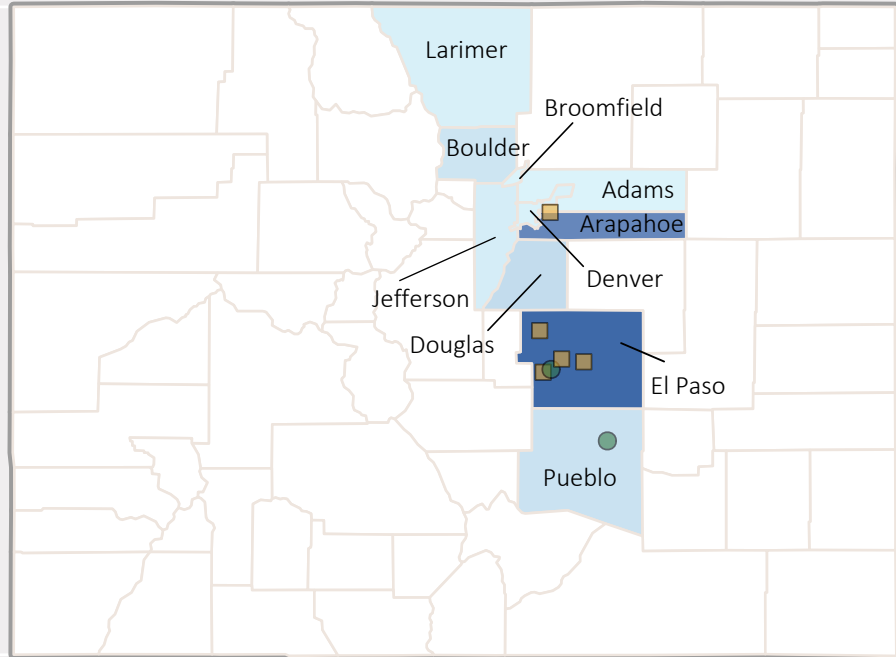
Top Defense Personnel Locations

County	Active Duty	Civilian	National Guard	Reserve	Total
El Paso	33,947	9,123	1,032	4,557	48,659
Arapahoe	2,645	1,539	2,511	1,746	8,441
Denver	367	276	482	559	1,684
Adams	ND	81	345	901	ND
Weld	ND	93	642	145	ND
Jefferson	53	233	0	462	748
Pueblo	17	373	124	0	514
Boulder	90	58	58	ND	ND
Montrose	0	ND	135	0	ND
Larimer	22	11	93	ND	ND

TOP DEFENSE CONTRACT SPENDING LOCATIONS

(M = millions, B= billions)

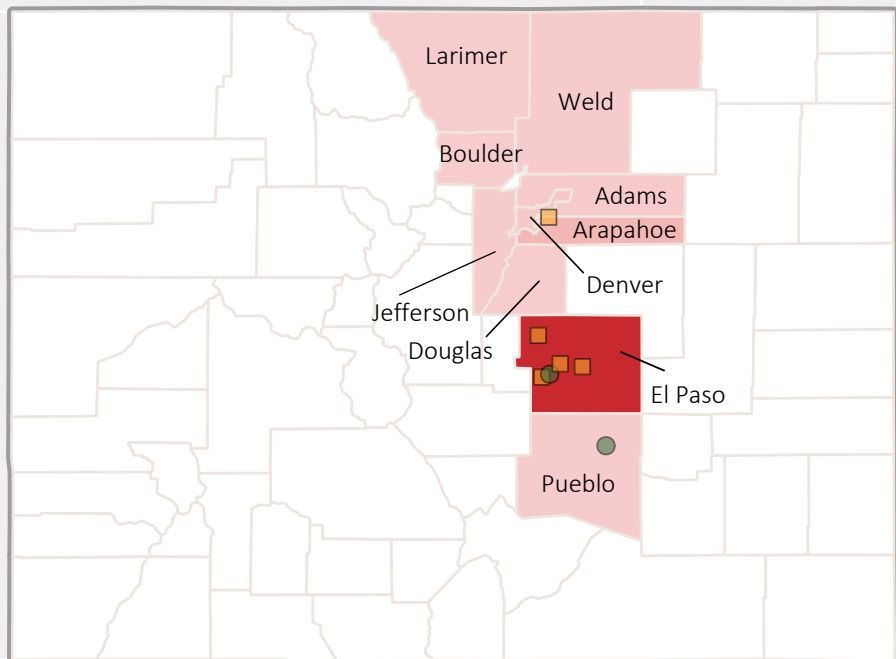
- El Paso
\$3.2 B
- Arapahoe
\$2.4 B
- Douglas
\$578.0 M
- Pueblo
\$434.5 M
- Boulder
\$371.9 M
- Jefferson
\$217.7 M
- Larimer
\$144.9 M
- Denver
\$126.9 M
- Broomfield
\$92.8 M
- Adams
\$89.2 M



TOP DEFENSE PERSONNEL SPENDING LOCATIONS

(M = millions, B = billions)

- El Paso
\$3.1 B
- Arapahoe
\$446.9 M
- Denver
\$80.5 M
- Adams
\$41.0 M
- Jefferson
\$35.8 M
- Pueblo
\$32.0 M
- Weld
\$23.0 M
- Boulder
\$12.6 M
- Douglas
\$7.5 M
- Larimer
\$6.0 M



AF Active
 AF Guard
 AF Reserve
 Army Active
 Army Guard
 Army Reserve
 MC Active
 Navy Active
 * WHS